

HANDBUCH

Modbus RTU - STORION SMILE + T30

V1.6

Urheberrechts-Erklärung

Dieses Installationshandbuch unterliegt dem Urheberrecht von Alpha ESS Europe GmbH, wobei alle Rechte vorbehalten werden.

Alpha ESS strebt unermüdlich danach unseren Kunden innovative Systemlösungen anzubieten. Dieses Installationshandbuch verwendet genaue und zuverlässige Informationen als Ausgangspunkt. Aufgrund des Produkt-Designs und technischer Spezifikations-Updates, behält sich unsere Firma jedoch das Recht auf Änderungen zu jeder Zeit ohne vorherige Ankündigung vor. Dieses Installationshandbuch dient lediglich Referenzzwecken.

Haftungsbeschränkung

Alpha ESS übernimmt keinerlei Haftung für Personenschäden, Sachschäden, am Produkt entstandene Schäden sowie Folgeschäden, die durch Nichtbeachtung dieser Anleitung, bei nicht bestimmungsgemäßer Verwendung des Produktes, bei Reparaturen, Öffnen des Schrankes und sonstigen jeglichen Handlungen von nicht qualifizierten und nicht von Alpha ESS zertifizierten Elektrofachkräften am Produkt oder bei der Verwendung von nicht zugelassenen Ersatzteilen entstehen oder entstanden sind.

Es ist untersagt, eigenmächtig Umbauten oder technische Veränderungen am Produkt vorzunehmen. Befolgen Sie strikt alle Gebrauchsanweisungen und Warnungen und verwahren Sie dieses Installationshandbuch. Betreiben Sie das System nicht ohne sämtliche Sicherheit- und Betriebshinweise gelesen zu haben.

© Alpha ESS Europe GmbH 2015-2020



Alpha·ESS / Alpha ESS Europe GmbH

Deutschland

Alpha ESS Europe GmbH



+49 6103 4591601



europa@alpha-ess.de



www.alpha-ess.de



Paul-Ehrlich-Straße 1a, 63225 Langen

Inhalt

1.	Modbus RTU – Schnittstelle	4
1.1	SMILE5	4
1.2	SMILE-B3	4
1.3	SMILE-T10	4
2.	Modbus RTU - Kommunikation	5
2.1	Kommunikationsflussdiagramm	5
2.2	Kommunikationsbeschreibung	5
2.3	Übertragungsmodus	5
3.	Datenbereich	7
4.	Adressregister und Anwendungsdetails	9
5.	Anhang	51

GEFAHR



Der unsachgemäße Anschluss dieses Gerätes kann zu Brandgefahr, schweren Verletzungen oder sogar zum Tod führen. Nehmen Sie das Gerät erst in Betrieb nachdem Sie diese Anleitung gelesen und verstanden haben. Folgen Sie allen Installations- und Betriebsanweisungen bei Gebrauch des Gerätes.

WARNUNG



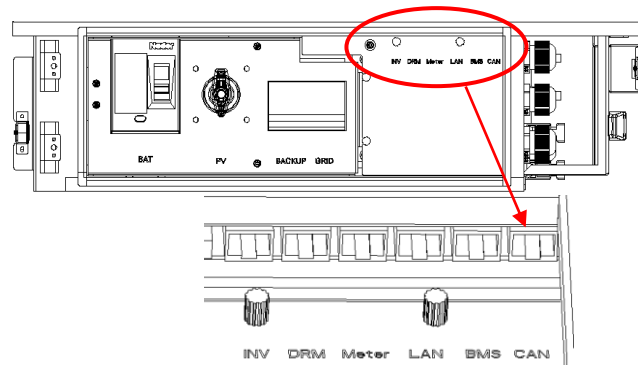
Installation, Betrieb und Wartung des Gerätes dürfen nur von qualifiziertem Personal durchgeführt werden.

Bitte lesen Sie vor dem Gebrauch des Gerätes die Betriebsanleitung aufmerksam durch.

Falls Anweisungen in dieser Anleitung mit diesem Symbol nicht oder nicht korrekt ausgeführt werden, können Personenschäden oder Sachschäden und/oder Betriebsschäden entstehen.

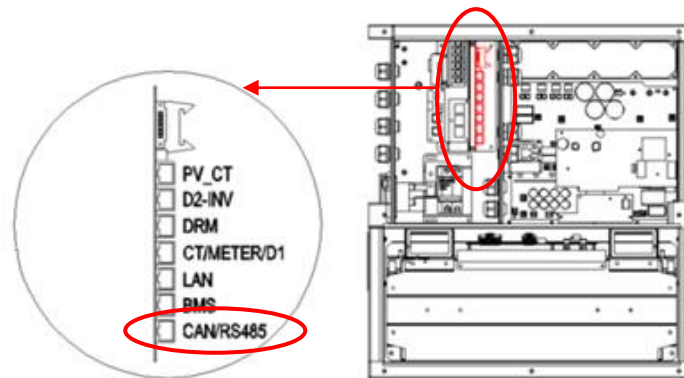
1. Modbus RTU – Schnittstelle

1.1 SMILE5



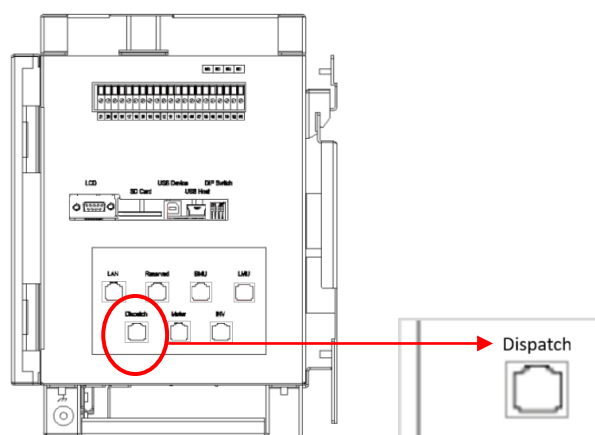
Item	Beschreibung
CAN	Modbus RTU Anschluss

1.2 SMILE-B3



Item	Beschreibung
CAN/RS485	Modbus RTU Anschluss

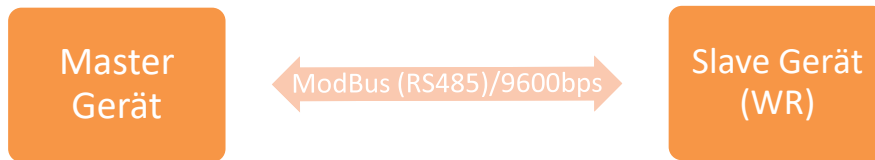
1.3 SMILE-T10



Item	Beschreibung
Dispatch	Modbus RTU Anschluss

2. Modbus RTU - Kommunikation

2.1 Kommunikationsflussdiagramm



2.2 Kommunikationsbeschreibung

RS485/MODBUS-RTU Kommunikation

Kommunikation – Schnittstelle: RS485
 Kommunikation – Verbindungsmodus: Zwei-Draht (RS485+, RS485-), geschirmte Twisted-Pair-Leiter
 Kommunikation – Arbeitsmodus: Halbduplex
 Kommunikation – Geschwindigkeit: 9600bps

Kommunikation – Reaktionszeit: <300 ms
 Kommunikation – Befehlsintervall: >300 ms
 Kommunikation – Zeitüberschreitung: >10 s

2.3 Übertragungsmodus

Die Informationen werden im asynchronen Modus in Bytes übertragen. Die Kommunikationsinformationen, die zwischen dem Host-Computer und dem Slave-Computer übertragen werden, haben das 10-Bit-Format. Die 10 Bits setzen sich aus dem Anfangsbit, 8 Datenbits (zuerst wird das am wenigsten wirksame Bit übertragen) ohne Paritätsprüfbit und 1 Stopbit zusammen.

Datenbereich Format:

Master

Adresscode	Funktion	Daten	CRC Prüfcode
1 byte	1 byte	N byte	2 byte

Slave

Adresscode	Funktion	Daten	CRC Prüfcode
1 byte	1 byte	N byte	2 byte

Adresscode: Der Adresscode befindet sich am Anfang des Frames, das Dezimalsystem im Umrichter ist 1 ~ 247. **Die Standardadresse ist 0x55. Abbildung des Datenbereichs in Teil 3.**

Funktionscode: Funktionscode, der dem Zielterminal mitteilt, welche Funktion ausgeführt werden soll. In der folgenden Tabelle ist der in diesem Wechselrichter verwendete Funktionscode sowie deren Bedeutung und Funktion aufgeführt.

Datenbereich: Der Datenbereich enthält die Daten, die vom Terminal zur Ausführung einer bestimmten Funktion benötigt werden, oder die gesammelten Daten, wenn das Terminal auf eine Anfrage antwortet.

CRC-Prüfcode: Die CRC-Domäne (Error Check) belegt 2 Byte, einschließlich eines 16-Bit-Binärsystemwerts. Der CRC-Wert wird von der Sendeeinrichtung berechnet und dann an den Datenrahmen der Empfangseinrichtung angehängt. Während des Empfangs wird der CRC-Wert erneut berechnet und anschließend mit dem empfangenden CRC-Domänenwert verglichen. Wenn diese beiden Werte nicht gleich sind, tritt ein Fehler auf.

Basis auf C-Sprache für CRC-Prüfcode:

```
u16CRC16_Check(const u8 *P ,u16 ubCRCNum)          //CRC check code
{
    u8 temp;
    u8 i;
    u16 c;
    u8 TT;
    u16 crc = 0xffff;
    for(c=0;c<ubCRCNum;c++)
    {
        temp = P[c];
        crc =crc^temp;
        for(i=0;i<8;i++)
        {
            TT = crc & 1;
            crc = crc>>1;
            crc = crc&0x7fff;
            if(TT == 1)
            {
                crc = crc^0xa001;
            }
            crc = crc&0xffff;
        }
    }
    return crc;
}
```

3. Datenbereich

Funktionscode: Funktionscode, der dem Zielterminal mitteilt, welche Funktion ausgeführt werden soll. In der folgenden Tabelle ist der in diesem Wechselrichter verwendete Funktionscode sowie deren Bedeutung und Funktion aufgeführt.

Datenregister lesen (0x03)

Rahmenformat – Master:

Daten	Erklärung
0x03H (Hexadezimal)	Datenregister lesen
High-Byte der Startregister-Adr.	
Low-Byte der Startregister-Adr.	
High-Byte der Registernummer	
Low-Byte der Registernummer	

Rahmenformat – Slave (Daten lesen erfolgreich):

Daten	Erklärung
03H (Hexadezimal)	Datenregister lesen
Anzahl der Bytes (2*N)	Länge der wiedergegebenen Daten
Nr.1 High-Bytes der Daten	Data1 High-Byte.
Nr.1 Low-Bytes der Daten	Data1 Low-Byte.
.....	
.....	
Nr.N High Byte der Daten	DataN High-Byte.
Nr.N Low-Byte der Daten	DataN Low-Byte.

Datenregister schreiben (0x10)

Rahmenformat – Master:

Daten	Erklärung
0x10H (Hexadezimal)	Datenregister schreiben
High-Byte der Startregister-Adr.	
Low-Byte der Startregister-Adr.	
High-Byte der Registernummer	
Low-Byte der Registernummer	
Anzahl der Bytes	
Nr.1 High-Bytes der Daten	Data1 High-Byte.
Nr.1 Low-Bytes der Daten	Data1 Low-Byte.
.....	
.....	
Nr.N High Byte der Daten	DataN High-Byte.
Nr.N Low-Byte der Daten	DataN Low-Byte.

Rahmenformat – Slave (Daten schreiben erfolgreich):

Daten	Erklärung
0x10H (Hexadezimal)	Datenregister schreiben
High-Byte der Startregister-Adr.	
Low-Byte der Startregister-Adr.	
High-Byte der Registernummer	
Low-Byte der Registernummer	

Einzelregister schreiben (0x06)
Rahmenformat – Master:

Daten	Erklärung
0x06H (Hexadezimal)	Einzelregister schreiben
High-Byte der Startregister-Adr.	
Low-Byte der Startregister-Adr.	
High-Bytes der Daten	High-Byte
Low-Bytes der Daten	Low-Byte

Rahmenformat – Slave (Daten schreiben erfolgreich):

Daten	Erklärung
0x06H (Hexadezimal)	Datenregister schreiben
High-Byte der Startregister-Adr.	
Low-Byte der Startregister-Adr.	
High-Bytes der Daten	High-Byte
Low-Bytes der Daten	Low-Byte

Fehlerbetrieb – Slave Return:

Daten	Erklärung
Geräteadresse	
Funktionscode + 0x80	
Fehlercode	

4. Adressregister und Anwendungsdetails

Adress- register	Variable	Gehört zu R/W	Daten- Format	Daten- Modell	Bemerkung
Zähler					
0000H 0001H	Active power of A phase (Grid Meter) <i>Wirkleistung der Phase A (Netzzähler)</i>	R	<i>Belegt 4 Bytes</i>	int	1w/bit
0002H 0003H	Active power of B phase (Grid Meter) <i>Wirkleistung der Phase B (Netzzähler)</i>	R	<i>Belegt 4 Bytes</i>	int	1w/bit
0004H 0005H	Active power of C phase (Grid Meter) <i>Wirkleistung der Phase C (Netzzähler)</i>	R	<i>Belegt 4 Bytes</i>	int	1w/bit
0006H 0007H	Total Active power (Grid Meter) <i>Gesamtwirkleistung (Netzzähler)</i>	R	<i>Belegt 4 Bytes</i>	int	1w/bit
0008H 0009H	Total energyfeed to grid (Grid Meter) <i>Gesamte Einspeisung ins Netz (Netzzähler)</i>	R	<i>Belegt 4 Bytes</i>	unsigned int	0.01kWh/bit
000AH 000BH	Total energy consume from grid (Grid Meter) <i>Gesamter Netzbezug (Netzzähler)</i>	R	<i>Belegt 4 Bytes</i>	unsigned int	0.01kWh/bit
000CH 000DH	Active power of A phase (PVMeter) <i>Wirkleistung der Phase A (PV-Zähler)</i>	R	<i>Belegt 4 Bytes</i>	int	1w/bit
000EH 000FH	Active power of B phase (PVMeter) <i>Wirkleistung der Phase B (PV-Zähler)</i>	R	<i>Belegt 4 Bytes</i>	int	1w/bit
0010H 0011H	Active power of C phase (PVMeter) <i>Wirkleistung der Phase C (PV-Zähler)</i>	R	<i>Belegt 4 Bytes</i>	int	1w/bit

0012H 0013H	Total Active power (PVMeter) <i>Gesamtwirkleistung (PV-Zähler)</i>	R	<i>Belegt 4 Bytes</i>	int	1w/bit
0014H 0015H	Total energy feed to grid (PVMeter) <i>Gesamte Einspeisung ins Netz (PV-Zähler)</i>	R	<i>Belegt 4 Bytes</i>	unsigned int	0.01kWh/bit
0016H	Grid Meter CT Enable <i>Netzzähler CT Aktivieren</i>	R/W	<i>Belegt 2 Bytes</i>	unsigned short	1/bit
0017H	GridMeterCT Ratio <i>Netzzähler CT Verhältnis</i>	R/W	<i>Belegt 2 Bytes</i>	unsigned short	1/bit
0018H	PV Meter CT Enable <i>PV-Zähler CT Aktivieren</i>	R/W	<i>Belegt 2 Bytes</i>	unsigned short	1/bit
0019H	PVMeterCT Ratio <i>PV-Zähler CT Verhältnis</i>	R/W	<i>Belegt 2 Bytes</i>	unsigned short	1/bit
Batterie					
0100H	Battery voltage <i>Batteriespannung</i>	R	<i>Belegt 2 Bytes</i>	unsigned short	0.1V/bit
0101H	Battery current <i>Batteriestrom</i>	R	<i>Belegt 2 Bytes</i>	short	0.1A/bit
0102H	BatterySOC <i>Batterie-Ladezustand</i>	R	<i>Belegt 2 Bytes</i>	unsigned short	0.1/bit
0103H	Battery status <i>Batteriestatus</i>	R	<i>Belegt 2 Bytes</i>	unsigned short	Hinweis1Hinweis1 is1
0104H	Battery relay status <i>Batterierelaissstatus</i>	R	<i>Belegt 2 Bytes</i>	unsigned short	Hinweis2
0105H	Pack ID of min cell voltage <i>Pack ID der min. Zellenspannung</i>	R	<i>Belegt 2 Bytes</i>	unsigned short	0.001V/bit
0106H	Cell ID of min cell voltage <i>Zellen-ID der min. Zellenspannung</i>	R	<i>Belegt 2 Bytes</i>	unsigned short	0.001V/bit
0107H	Min cell voltage <i>Min. Zellenspannung</i>	R	<i>Belegt 2 Bytes</i>	unsigned short	0.001V/bit
0108H	Pack ID of max cell voltage <i>Pack ID der max.</i>	R	<i>Belegt 2 Bytes</i>	unsigned short	0.001V/bit

	<i>Zellenspannung</i>				
0109H	Cell ID of max cell voltage <i>Zellen-ID der max. Zellenspannung</i>	R	<i>Belegt 2 Bytes</i>	unsigned short	0.001V/bit
010AH	Max cell voltage <i>Max. Zellenspannung</i>	R	<i>Belegt 2 Bytes</i>	unsigned short	0.001V/bit
010BH	Pack ID of min cell temp <i>Pack ID der min. Zelltemperatur</i>	R	<i>Belegt 2 Bytes</i>	unsigned short	0.1°C/bit
010CH	Cell ID of min cell temperature <i>Zell-ID der min. Zelltemperatur</i>	R	<i>Belegt 2 Bytes</i>	unsigned short	0.1°C/bit
010DH	Min cell temperature <i>Min. Zelltemperatur</i>	R	<i>Belegt 2 Bytes</i>	short	0.1°C/bit
010EH	Pack ID of max cell temperature <i>Pack ID der max. Zelltemperatur</i>	R	<i>Belegt 2 Bytes</i>	unsigned short	0.1°C/bit
010FH	Cell ID of max cell temperature <i>Zellen-ID der max. Zelltemperatur</i>	R	<i>Belegt 2 Bytes</i>	unsigned short	0.1°C/bit
0110H	Max cell temperature <i>Max. Zelltemperatur</i>	R	<i>Belegt 2 Bytes</i>	short	0.1°C/bit
0111H	Battery max charge current <i>Max. Ladestrom der Batterie</i>	R	<i>Belegt 2 Bytes</i>	unsigned short	0.1A/bit
0112H	Battery max discharge current <i>Max. Entladestrom der Batterie</i>	R	<i>Belegt 2 Bytes</i>	unsigned short	0.1A/bit
0113H	Battery charge cut-off voltage <i>Abschaltspannung für Batterieladung</i>	R	<i>Belegt 2 Bytes</i>	unsigned short	0.1V/bit
0114H	Battery discharge cut-off voltage <i>Abschaltspannung für Batterieentladung</i>	R	<i>Belegt 2 Bytes</i>	unsigned short	0.1V/bit

0115H	BMU software version <i>BMU-Softwareversion</i>	R	<i>Belegt 2 Bytes</i>	unsigned short	
0116H	LMU software version <i>LMU-Softwareversion</i>	R	<i>Belegt 2 Bytes</i>	unsigned short	
0117H	ISO software version <i>ISO-Softwareversion</i>	R	<i>Belegt 2 Bytes</i>	unsigned short	
0118H	Battery num <i>Batterienummer</i>	R	<i>Belegt 2 Bytes</i>	unsigned short	Batteriemodul-Nr.
0119H	Battery capacity <i>Batteriekapazität</i>	R	<i>Belegt 2 Bytes</i>	unsigned short	0.1kWH/bit
011AH	Battery type <i>Batterietyp</i>	R	<i>Belegt 2 Bytes</i>	unsigned short	Hinweis3
011BH	Battery SOH <i>Batterie SOH</i>	R	<i>Belegt 2 Bytes</i>	unsigned short	0.1/bit
011CH 011DH	Battery warning <i>Batteriewarnung</i>	R	<i>Belegt 4 Bytes</i>	unsigned int	Reserve
011EH 011FH	Battery fault <i>Batteriefehler</i>	R	<i>Belegt 4 Bytes</i>	unsigned int	Hinweis4
0120H 0121H	Battery charge energy <i>Batterieladeenergie</i>	R/W	<i>Belegt 4 Bytes</i>	unsigned int	0.1kWH/bit
0122H 0123H	Battery discharge energy <i>Batterieentladeenergie</i>	R/W	<i>Belegt 4 Bytes</i>	unsigned int	0.1kWH/bit
0124H 0125H	Battery energy charge from grid <i>Batterieladung aus Netz</i>	R/W	<i>Belegt 4 Bytes</i>	unsigned int	0.1kWH/bit
0126H	Battery Power <i>Batterieleistung</i>	R	<i>Belegt 2 Bytes</i>	short	1W/bit (-: Laden, +: Entladen)
0127H	Battery remaining time	R	<i>Belegt 2 Bytes</i>	unsigned short	1Minute/bit
0128H	Battery Implementation Charge SOC	R	<i>Belegt 2 Bytes</i>	unsigned short	0.1/bit(Rate_SOC-UPS_SOC)
0129H	Battery Implementation Discharge SOC	R	<i>Belegt 2 Bytes</i>	unsigned short	0.1/bit(Rate_SOC-UPS_SOC)
012AH	Battery Remaining Charge SOC	R	<i>Belegt 2 Bytes</i>	unsigned short	0.1/bit(Rate_SOC-Remain_SOC)
012BH	Battery Remaining Discharge SOC	R	<i>Belegt 2 Bytes</i>	unsigned short	0.1/bit(Remain_SOC - UPS_SOC)
012CH	Battery Max charge power	R	<i>Belegt 2 Bytes</i>	unsigned short	1W/bit

012DH	Battery Max Discharge power	R	<i>Belegt 2 Bytes</i>	unsigned short	1W/bit
012EH	Battery MOS Control	R/W	<i>Belegt 2 Bytes</i>	unsigned short	0:Open, 1:Close
012FH	Battery SOC Calibration	R	<i>Belegt 2 Bytes</i>	unsigned short	0:Disable, 1: Enable
0130H	Battery Single cut error code	R	<i>Belegt 2 Bytes</i>	unsigned short	
Wechselrichter					
0400H	Inverter_Voltage_L1 <i>WR-Spannung L1</i>	R	<i>Belegt 2 Bytes</i>	unsigned short	0.1V/bit
0401H	Inverter_Voltage_L2 <i>WR-Spannung L2</i>	R	<i>Belegt 2 Bytes</i>	unsigned short	0.1V/bit
0402H	Inverter_Voltage_L3 <i>WR-Spannung L3</i>	R	<i>Belegt 2 Bytes</i>	unsigned short	0.1V/bit
0403H	Inverter_Current_L1 <i>WR-Strom L1</i>	R	<i>Belegt 2 Bytes</i>	short	0.1A/bit
0404H	Inverter_Current_L2 <i>WR-Strom L2</i>	R	<i>Belegt 2 Bytes</i>	short	0.1A/bit
0405H	Inverter_Current_L3 <i>WR-Strom L3</i>	R	<i>Belegt 2 Bytes</i>	short	0.1A/bit
0406H 0407H	Inverter_Power_L1 <i>WR-Leistung L1</i>	R	<i>Belegt 4 Bytes</i>	int	1W/bit
0408H 0409H	Inverter_Power_L2 <i>WR-Leistung L2</i>	R	<i>Belegt 4 Bytes</i>	int	1W/bit
040AH 040BH	Inverter_Power_L3 <i>WR-Leistung L3</i>	R	<i>Belegt 4 Bytes</i>	int	1W/bit
040CH 040DH	Inverter_Power_Total <i>WR-Gesamtleistung</i>	R	<i>Belegt 4 Bytes</i>	int	1W/bit
040EH	Inverter_Backup_Voltage_L1 <i>WR-Backupspannung L1</i>	R	<i>Belegt 2 Bytes</i>	unsigned short	0.1V/bit
040FH	Inverter_Backup_Voltage_L2 <i>WR-Backupspannung L2</i>	R	<i>Belegt 2 Bytes</i>	unsigned short	0.1V/bit
0410H	Inverter_Backup_Voltage_L3 <i>WR-Backupspannung L3</i>	R	<i>Belegt 2 Bytes</i>	unsigned short	0.1V/bit
0411H	Inverter_Backup_Current_L1 <i>WR-Backupstrom L1</i>	R	<i>Belegt 2 Bytes</i>	unsigned short	0.1A/bit
0412H	Inverter_Backup_Current	R	<i>Belegt 2 Bytes</i>	unsigned short	0.1A/bit

	nt_L2 <i>WR-Backupstrom L2</i>				
0413H	Inverter_Backup_Current_L3 <i>WR-Backupstrom L3</i>	R	<i>Belegt 2 Bytes</i>	unsigned short	0.1A/bit
0414H 0415H	Inverter_Backup_Power_L1 <i>WR-Backupleistung L1</i>	R	<i>Belegt 4 Bytes</i>	unsigned int	1W/bit
0416H 0417H	Inverter_Backup_Power_L2 <i>WR-Backupleistung L2</i>	R	<i>Belegt 4 Bytes</i>	unsigned int	1W/bit
0418H 0419H	Inverter_Backup_Power_L3 <i>WR-Backupleistung L3</i>	R	<i>Belegt 4 Bytes</i>	unsigned int	1W/bit
041AH 041BH	Inverter_Backup_Power_Total <i>WR-Gesamtbackupleistung</i>	R	<i>Belegt 4 Bytes</i>	unsigned int	1W/bit
041CH	Inverter Grid Frequency <i>WR-Netzfrequenz</i>	R	<i>Belegt 2 Bytes</i>	unsigned short	0.01Hz/bit
041DH	PV1 Voltage <i>PV1-Spannung</i>	R	<i>Belegt 2 Bytes</i>	unsigned short	0.1V/bit
041EH	PV1 Current <i>PV1-Strom</i>	R	<i>Belegt 2 Bytes</i>	unsigned short	0.1A/bit
041FH 0420H	PV1 power <i>PV1-Leistung</i>	R	<i>Belegt 4 Bytes</i>	unsigned int	1w/bit
0421H	PV2 Voltage <i>PV2-Spannung</i>	R	<i>Belegt 2 Bytes</i>	unsigned short	0.1V/bit
0422H	PV2 Current <i>PV2-Strom</i>	R	<i>Belegt 2 Bytes</i>	unsigned short	0.1A/bit
0423H 0424H	PV2 power <i>PV2-Leistung</i>	R	<i>Belegt 4 Bytes</i>	unsigned int	1w/bit
0425H	PV3 Voltage <i>PV3-Spannung</i>	R	<i>Belegt 2 Bytes</i>	unsigned short	0.1V/bit
0426H	PV3 Current <i>PV3-Strom</i>	R	<i>Belegt 2 Bytes</i>	unsigned short	0.1A/bit
0427H 0428H	PV3 power <i>PV3-Leistung</i>	R	<i>Belegt 4 Bytes</i>	unsigned int	1w/bit
0429H	INV Temperature <i>WR-Temperatur</i>	R	<i>Belegt 2 Bytes</i>	unsigned short	0.1°C/bit
042AH	Inverter warning	R	<i>Belegt 4 Bytes</i>	unsigned int	Hinweis3

042BH	WR-Warnung				
042CH	Inverter fault	R	Belegt 4 Bytes	unsigned int	Hinweis4
042DH	WR-Fehler				
042EH	Total PV Energy	R/W	Belegt 4 Bytes	unsigned int	0.1kWH/bit
042FH	PV-Gesamtenergie				
0430H	Inverter work mode WR-Arbeitsmodus	R	Belegt 2 Bytes	unsigned short	Hinweis5
0431H	PV Capacity of Inverter WR-PV-Kapazität	R/W	Belegt 2 Bytes	unsigned short	1W/bit
System					
0700H	Feed into grid percent Netzeinspeisung (%)	R	Belegt 2 Bytes	unsigned short	1%/bit
0701H	System fault	R	Belegt 4 Bytes	unsigned int	Hinweis6
0702H	Systemfehler				
0703H	System_time: (year)-(month) Systemzeit: (Jahr)-(Monat)	R	Belegt 2 Bytes	unsigned short	Data format hex; 0xYYMM,example : Send 0x1109; year:0x11(2017) month:0x09(09)
0704H	System_time:(day)-(hou r) Systemzeit: (Tag)-(Stunde)	R	Belegt 2 Bytes	unsigned short	Data format hex; 0xDDHH,example: Send 0x1109; day:0x11(The 17 day)mhour:0x09(09);
0705H	System_time:(minute)-(second) Systemzeit: (Minute)-(Sekunde)	R	Belegt 2 Bytes	unsigned short	Data format hex; 0xmmss,example: Send 0x1109; min:0x11(17) second:0x09(09)
0706H	EMS SN byte1-2	R	Belegt 2 Bytes	unsigned short	EMS SN :ASCII 0x3132=='12'
0707H	EMS SN byte3-4	R	Belegt 2 Bytes	unsigned short	EMS SN :ASCII 0x3132=='12'
0708H	EMS SN byte5-6	R	Belegt 2 Bytes	unsigned short	EMS SN :ASCII 0x3132=='12'
0709H	EMS SN byte7-8	R	Belegt 2 Bytes	unsigned short	EMS SN :ASCII 0x3132=='12'
070AH	EMS SN byte9-10	R	Belegt 2 Bytes	unsigned short	EMS SN :ASCII 0x3132=='12'
070BH	EMS SN byte11-12	R	Belegt 2 Bytes	unsigned short	EMS SN :ASCII 0x3132=='12'

070CH	EMS SN byte13-14	R	<i>Belegt 2 Bytes</i>	unsigned short	EMS SN :ASCII 0x3132=='12'
070DH	EMS SN byte15-16	R	<i>Belegt 2 Bytes</i>	unsigned short	EMS SN :ASCII 0x3132=='12'
070EH	EMS DO0	W	<i>Belegt 2 Bytes</i>	unsigned short	Bypass Control function
070FH	EMS DO1	W	<i>Belegt 2 Bytes</i>	unsigned short	
0710H	EMS DI0	R	<i>Belegt 2 Bytes</i>	unsigned short	Signal from outside
0711H	EMS DI1	R	<i>Belegt 2 Bytes</i>	unsigned short	Signal from outside
0712H	UPS ReserveSoc <i>Batteriereserve für Notstrom (SOC)</i>	R/W	<i>Belegt 2 Bytes</i>	unsigned short	0.1/bit
0713H	Time discharge start time1 <i>Startzeit Entladung1</i>	R/W	<i>Belegt 2 Bytes</i>	unsigned short	1H/bit
0714H	Time discharge stoptime1 <i>Stoppzeit Entladung1</i>	R/W	<i>Belegt 2 Bytes</i>	unsigned short	1H/bit
0715H	Time discharge start time2 <i>Startzeit Entladung2</i>	R/W	<i>Belegt 2 Bytes</i>	unsigned short	1H/bit
0716H	Time discharge stoptime2 <i>Stoppzeit Entladung2</i>	R/W	<i>Belegt 2 Bytes</i>	unsigned short	1H/bit
0717H	Charge Cut Soc	R/W	<i>Belegt 2 Bytes</i>	unsigned short	0.1/bit
0718H	Time charge start time1 <i>Startzeit Ladezeit1</i>	R/W	<i>Belegt 2 Bytes</i>	unsigned short	1H/bit
0719H	Time charge stop time1 <i>Stoppzeit Ladezeit1</i>	R/W	<i>Belegt 2 Bytes</i>	unsigned short	1H/bit
071AH	Time charge start time2 <i>Startzeit Ladezeit2</i>	R/W	<i>Belegt 2 Bytes</i>	unsigned short	1H/bit
071BH	Time charge stoptime2 <i>Stoppzeit Ladezeit2</i>	R/W	<i>Belegt 2 Bytes</i>	unsigned short	1H/bit
071CH	System mode <i>Systemmodus</i>	R/W	<i>Belegt 2 Bytes</i>	unsigned short	1/bit
071DH	System language <i>Systemsprache</i>	R/W	<i>Belegt 2 Bytes</i>	unsigned short	1/bit
071EH 071FH	PV Capacity of pv inverter	R/W	<i>Belegt 4 Bytes</i>	unsigned short	1W/bit

	<i>PV-WR-PV-Kapazität</i>				
0720H 0721H	PV Inverter Total PV Energy <i>PV-WR</i> <i>PV-Gesamtenergie</i>	R/W	<i>Belegt 4 Bytes</i>	unsigned short	0.1KWH/bit
0722H	Dispatch Start	R/W	<i>Belegt 2 Bytes</i>	unsigned short	1: start; 0: stop
0723H 0724H	Dispatch Active power <i>Dispatch Wirkleistung</i>	R/W	<i>Belegt 4 Bytes</i>	Int	1W/bit Offset:32000 charge:<32000 discharge:>32000
0725H 0726H	Dispatch Reactive power <i>Dispatch Blindleistung</i>	R/W	<i>Belegt 4 Bytes</i>	int	1Var/bit Offset:32000 charge:<32000 discharge:>32000
0727H	Dispatch Mode	R/W	<i>Belegt 2 Bytes</i>	unsigned short	Hinweis7
0728H	Dispatch SOC	R/W	<i>Belegt 2 Bytes</i>	unsigned short	0.4%/bit example: SendSOC=95,corresponding to the SOC of 38%.
0729H	EMS Version High	R	<i>Belegt 2 Bytes</i>	unsigned short	
072AH	EMS Version Middle	R	<i>Belegt 2 Bytes</i>	unsigned short	
072BH	EMS Version Low	R	<i>Belegt 2 Bytes</i>	unsigned short	
072CH	User Mode <i>Benutzermodus</i>	R/W	<i>Belegt 2 Bytes</i>	unsigned short	0: Green mode 1: Economic model 2: Secure mode
072DH	Battery Mode <i>Batteriemodus</i>	R/W	<i>Belegt 2 Bytes</i>	unsigned short	0: Automode 1: Chargemode 2: Dischargemode 3: Standby mode
072EH	Set Battery Power Einstellung <i>Batterie-Leistung</i>	R/W	<i>Belegt 2 Bytes</i>	short	1W/bit Charge mode or Discharge mode Set Battery Power
072FH	Set PV Power <i>Einstellung PV-Leistung</i>	R/W	<i>Belegt 2 Bytes</i>	unsigned short	Set Photovoltaic (pv) power
0730H	Echonet Enable	R/W	<i>Belegt 2 Bytes</i>	unsigned short	0: Disable 1: Enable
Safety TEST					
1000H	Grid_Regulation	R/W	<i>Belegt 2 Bytes</i>	unsigned short	Hinweis8

1001H	SafetyTestEnable	R/W	Belegt 2 Bytes	unsigned short	Safety Test Enable (0: Disable;1: Enable)
1002H 1003H	Safety Mode Enable	R/W	Belegt 2 Bytes	unsigned int	Hinweis9
1004H	Starting_slope	R/W	Belegt 2 Bytes	unsigned short	0.01%Pn/min
1005H	Phase state	R/W	Belegt 2 Bytes	unsigned short	0: advance 1: phase lag
1006H	PF Value	R/W	Belegt 2 Bytes	short	0.01
1007H	Volt-WATT Starting	R/W	Belegt 2 Bytes	unsigned short	0.1V
1008H	Volt-WATT Stop	R/W	Belegt 2 Bytes	unsigned short	0.1V
1009H	Set BatteryPower	R/W	Belegt 2 Bytes	short	1W/bit Charge mode or Discharge mode Set Battery Power
100AH	Set PVPower	R/W	Belegt 2 Bytes	unsigned short	Set Photovoltaic (pv) power supply network
100BH	Ovp	R/W	Belegt 2 Bytes	unsigned short	0.1V
100CH	OvpT	R/W	Belegt 2 Bytes	unsigned short	1ms
100DH	Ovp10	R/W	Belegt 2 Bytes	unsigned short	0.1V
100EH	Ovp10T	R/W	Belegt 2 Bytes	unsigned short	1S
100FH	Uvp	R/W	Belegt 2 Bytes	unsigned short	0.1V
1010H	UvpT	R/W	Belegt 2 Bytes	unsigned short	1ms
1011H	Uvp2	R/W	Belegt 2 Bytes	unsigned short	0.1V
1012H	Uvp2T	R/W	Belegt 2 Bytes	unsigned short	1ms
1013H	Ofp	R/W	Belegt 2 Bytes	unsigned short	0.01HZ
1014H	OfpT	R/W	Belegt 2 Bytes	unsigned short	1ms
1015H	Ofp2	R/W	Belegt 2 Bytes	unsigned short	0.01HZ
1016H	Ofp2T	R/W	Belegt 2 Bytes	unsigned short	1ms
1017H	Ufp	R/W	Belegt 2 Bytes	unsigned short	0.01HZ
1018H	UfpT	R/W	Belegt 2 Bytes	unsigned short	1ms
1019H	Ufp2	R/W	Belegt 2 Bytes	unsigned short	0.01HZ
101AH	Ufp2T	R/W	Belegt 2 Bytes	unsigned short	1ms
ATE TEST					
1100H	Reset Mode	W	Belegt 2 Bytes	unsigned short	0: None 1: Energy Reset 2: Meter Reset 3: Factory Reset
Industrie-Batterie					
A000H	Topbmu SN	R	Occupy 4 byte	unsigned int	

A001H					
A002H	Topbmu soft version	R	<i>Occupy 2 byte</i>	unsigned short	0.01/bit
A003H	Topbmu protocol version	R	<i>Occupy 2 byte</i>	unsigned short	
A004H	Topbmu hard version	R	<i>Occupy 2 byte</i>	unsigned short	0.01/bit
A005H	Topbmu max charge current	R	<i>Occupy 2 byte</i>	unsigned short	0.1A /bit
A006H	Topbmu max discharge current	R	<i>Occupy 2 byte</i>	unsigned short	0.1A /bit
A007H	Topbmu status flag	R	<i>Occupy 2 byte</i>	unsigned short	Hinweis10
A008H	Topbmu max pole temperature	R	<i>Occupy 2 byte</i>	short	0.1°C/bit -40
A009H	Topbmu voltage	R	<i>Occupy 2 byte</i>	unsigned short	0.1 V/bit
A00AH	Topbmu current	R	<i>Occupy 2 byte</i>	short	0.1 A/bit
A00BH	Topbmu insulated resistance	R	<i>Occupy 2 byte</i>	unsigned short	1 kΩ/bit
A00CH	Topbmu SOC	R	<i>Occupy 2 byte</i>	unsigned short	0.4 %/bit
A00DH	Topbmu SOH	R	<i>Occupy 2 byte</i>	unsigned short	0.4 %/bit
A00EH	Topbmu min cell voltage	R	<i>Occupy 2 byte</i>	unsigned short	0.001v/bit
A00FH	Topbmu min cell voltage ID	R	<i>Occupy 2 byte</i>	unsigned short	
A010H	Topbmu max cell voltage	R	<i>Occupy 2 byte</i>	unsigned short	0.001v/bit
A011H	Topbmu max cell voltage ID	R	<i>Occupy 2 byte</i>	unsigned short	
A012H	Topbmu min cell temperature	R	<i>Occupy 2 byte</i>	short	0.1°C/bit -40
A013H	Topbmu min cell temperature ID	R	<i>Occupy 2 byte</i>	unsigned short	
A014H	Topbmu max cell temperature	R	<i>Occupy 2 byte</i>	short	0.1°C/bit -40
A015H	Topbmu max cell temperature ID	R	<i>Occupy 2 byte</i>	unsigned short	
A016H	Topbmu max pole temperature ID	R	<i>Occupy 2 byte</i>	unsigned short	
A017H	Topbmu version	R	<i>Occupy 2 byte</i>	unsigned short	22:TOPBMU-M48112-S/0: TOPBMU 42: TOPBMU-M38344-S/57:

					TOPBMU-M48240-S
A018H	Topbmu BMU version	R	Occupy 2 byte	unsigned short	15: BMU-HV900112/26: BMU-HV50056/3 8:BMU-HV900105 /50:HV900120/41 :BMU-HV90086/5 6:HV900120-HE
A019H	Topbmu ISO version	R	Occupy 2 byte	unsigned short	14LMU-M48112-S/25:LMU-M4856-S/37:LMU-M38210-S/49:M19360-S/40: LMU-M38344-S/55:LMU-M48240-S
A01AH	Topbmu LMU version	R	Occupy 2 byte	unsigned short	14:LMU-M48112-S/25:LMU-M4856-S/37:LMU-M38210-S/49:M19360-S/40: LMU-M38344-S/55:LMU-M48240-S
A01BH	Topbmu reset log	R	Occupy 2 byte	unsigned short	Hinweis11
A01CH	Topbmu restarts number	R	Occupy 2 byte	unsigned short	
A01DH	Topbmu clusters number	R	Occupy 2 byte	unsigned short	
A01EH~ A0FFH					Reserve
A100H A101H	Toperror charge over current cluster high	R	Occupy 4 byte	unsigned int	
A102H A103H	Toperror charge over current cluster low	R	Occupy 4 byte	unsigned int	
A104H A105H	Toperror discharge over current cluster high	R	Occupy 4 byte	unsigned int	
A106H A107H	Toperror discharge over current cluster low	R	Occupy 4 byte	unsigned int	
A108H A109H	Toperror pole over current cluster high	R	Occupy 4 byte	unsigned int	
A10AH A10BH	Toperror pole over current cluster low	R	Occupy 4 byte e	unsigned int	

A10CH A10DH	Toperror cell over temperature cluster high	R	<i>Occupy 4 byte</i>	unsigned int	
A10EH A10FH	Toperror cell over temperature cluster low	R	<i>Occupy 4 byte</i>	unsigned int	
A110H A111H	Toperror charge low temperature cluster high	R	<i>Occupy 4 byte</i>	unsigned int	
A112H A113H	Toperror charge low temperature cluster low	R	<i>Occupy 4 byte</i>	unsigned int	
A114H A115H	Toperror discharge low temperature cluster high	R	<i>Occupy 4 byte</i>	unsigned int	
A116H A117H	Toperror discharge low temperature cluster low	R	<i>Occupy 4 byte</i>	unsigned int	
A118H A119H	Toperror cell over voltage cluster high	R	<i>Occupy 4 byte</i>	unsigned int	
A11AH A11BH	Toperror cell over voltage cluster low	R	<i>Occupy 4 byte</i>	unsigned int	
A11CH A11DH	Toperror cell under voltage cluster high	R	<i>Occupy 4 byte</i>	unsigned int	
A11EH A11FH	Toperror cell under voltage cluster low	R	<i>Occupy 4 byte</i>	unsigned int	
A120H A121H	Toperror cell temperature difference cluster high	R	<i>Occupy 4 byte</i>	unsigned int	
A122H A123H	Toperror cell temperature difference cluster low	R	<i>Occupy 4 byte</i>	unsigned int	
A124H A125H	Toperror cell voltage difference cluster high	R	<i>Occupy 4 byte</i>	unsigned int	
A126H A127H	Toperror cell voltage difference cluster low	R	<i>Occupy 4 byte</i>	unsigned int	
A128H A129H	Toperror insulation cluster high	R	<i>Occupy 4 byte</i>	unsigned int	
A12AH A12BH	Toperror insulation cluster low	R	<i>Occupy 4 byte</i>	unsigned int	
A12CH A12DH	Toperror LMU communication failure cluster high	R	<i>Occupy 4 byte</i>	unsigned int	
A12EH	Toperror LMU	R	<i>Occupy 4 byte</i>	unsigned int	

A12FH	communication failure cluster low				
A130H A131H	Toperror temperature sensor failure cluster high	R	<i>Occupy 4 byte</i>	unsigned int	
A132H A133H	Toperror temperature sensor failure cluster low	R	<i>Occupy 4 byte</i>	unsigned int	
A134H A135H	Toperror Wireharness failure cluster high	R	<i>Occupy 4 byte</i>	unsigned int	
A136H A137H	Toperror Wireharness failure cluster low	R	<i>Occupy 4 byte</i>	unsigned int	
A138H A139H	Toperror high voltage box communication failure cluster high	R	<i>Occupy 4 byte</i>	unsigned int	
A13AH A13BH	Toperror high voltage box communication failure cluster low	R	<i>Occupy 4 byte</i>	unsigned int	
A13CH A13DH	Toperror totalpressure detect cluster high	R	<i>Occupy 4 byte</i>	unsigned int	
A13EH A13FH	Toperror totalpressure detect cluster low	R	<i>Occupy 4 byte</i>	unsigned int	
A140H A141H	Toperror relay failure cluster high	R	<i>Occupy 4 byte</i>	unsigned int	
A142H A143H	Toperror relay failure cluster low	R	<i>Occupy 4 byte</i>	unsigned int	
A144H A145H	Toperror cluster excision cluster high	R	<i>Occupy 4 byte</i>	unsigned int	
A146H A147H	Toperror cluster excision cluster low	R	<i>Occupy 4 byte</i>	unsigned int	
A148H A149H	Toperror ISO communication failure cluster high	R	<i>Occupy 4 byte</i>	unsigned int	
A14AH A14BH	Toperror ISO communication failure cluster low	R	<i>Occupy 4 byte</i>	unsigned int	
A14CH A14DH	Toperror LMU SN repeat cluster high	R	<i>Occupy 4 byte</i>	unsigned int	
A14EH A14FH	Toperror LMU SN repeat cluster low	R	<i>Occupy 4 byte</i>	unsigned int	
A150H	Toperror LMU ID repeat	R	<i>Occupy 4 byte</i>	unsigned int	

A151H	cluster high				
A152H	Toperror LMU ID repeat	R	<i>Occupy 4 byte</i>	unsigned int	
A153H	cluster low				
A154H	Toperror LMU ID	R	<i>Occupy 4 byte</i>	unsigned int	
A155H	discontinuity cluster high				
A156H	Toperror LMU ID	R	<i>Occupy 4 byte</i>	unsigned int	
A157H	discontinuity cluster low				
A158H	Toperror current sensor	R	<i>Occupy 4 byte</i>	unsigned int	
A159H	failure cluster high				
A15AH	Toperror current sensor	R	<i>Occupy 4 byte</i>	unsigned int	
A15BH	failure cluster low				
A15CH	Toperror no LMU failure	R	<i>Occupy 4 byte</i>	unsigned int	
A15DH	cluster high				
A15EH	Toperror no LMU failure	R	<i>Occupy 4 byte</i>	unsigned int	
A15FH	cluster low				
A160H	Toperror no bottom	R	<i>Occupy 4 byte</i>	unsigned int	
A161H	failure cluster high				
A162H	Toperror no bottom	R	<i>Occupy 4 byte</i>	unsigned int	
A163H	failure cluster low				
A164H	Toperror force close	R	<i>Occupy 4 byte</i>	unsigned int	
A165H	relay failure cluster high				
A166H	Toperror force close	R	<i>Occupy 4 byte</i>	unsigned int	
A167H	relay failure cluster low				
A168H	Toperror force close	R	<i>Occupy 4 byte</i>	unsigned int	
A169H	relay mode cluster high				
A16AH	Toperror force close	R	<i>Occupy 4 byte</i>	unsigned int	
A16BH	relay mode cluster low				
A16CH	Toperror factory test	R	<i>Occupy 4 byte</i>	unsigned int	
A16DH	mode cluster high				
A16EH	Toperror factory test	R	<i>Occupy 4 byte</i>	unsigned int	
A16FH	mode cluster low				
A170H	Toperror bmu warn and	R	<i>Occupy 2 byte</i>	unsigned short	Hinweis12
A171H	state cluster				
A172H~ A1FFH					Reserve
A200H	Bmu01 SN	R	<i>Occupy 4 byte</i>	unsigned int	
A201H					
A202H	Bmu01 soft version	R	<i>Occupy 2 byte</i>	unsigned short	0.01/bit
A203H	Bmu01 hard version	R	<i>Occupy 2 byte</i>	unsigned short	0.01/bit
A204H	Bmu01 state	R	<i>Occupy 2 byte</i>	unsigned short	Hinweis13

A205H	Bmu01 cluster voltage	R	Occupy 2 byte	unsigned short	0.1 V/bit
A206H	Bmu01 cluster current	R	Occupy 2 byte	short	0.1 A/bit
A207H	Bmu01 insulated resistance	R	Occupy 2 byte	unsigned short	1 kΩ/bit
A208H	Bmu01 SOC	R	Occupy 2 byte	unsigned short	0.4 %/bit
A209H	Bmu01 SOH	R	Occupy 2 byte	unsigned short	0.4 %/bit
A20AH	Bmu01 LMU	R	Occupy 4 byte	unsigned int	
A20BH	communication failure				
A20CH	Bmu01 temperature	R	Occupy 4 byte	unsigned int	
A20DH	sensor failure				
A20EH	Bmu01 wireharness	R	Occupy 4 byte	unsigned int	
A20FH	failure				
A210H	Bmu01 equalization	R	Occupy 4 byte	unsigned int	
A211H					
A212H	Bmu01 equalization	R	Occupy 4 byte	unsigned int	
A213H	mos failure				
A214H	Bmu01 ISO soft version	R	Occupy 2 byte	unsigned short	0.01
A215H	Bmu01 ISO hard version	R	Occupy 2 byte	unsigned short	0.01
A216H	Bmu01 Passive	R	Occupy 4 byte	unsigned int	
A217H	equalization				
A218H	Bmu01 BOOST	R	Occupy 4 byte	unsigned int	
A219H	equalization				
A21AH	Bmu01 BUCK	R	Occupy 4 byte	unsigned int	
A21BH	equalization				
A21CH	Bmu01 LMU number	R	Occupy 2 byte	unsigned short	
A21DH	Bmu01 single cut fault code	R	Occupy 2 byte	unsigned short	Hinweis14
A21EH	Bmu01 reset log	R	Occupy 2 byte	unsigned short	Hinweis15
A21FH	Bmu01 restarts number	R	Occupy 2 byte	unsigned short	
A220H	Bmu01 version	R	Occupy 2 byte	unsigned short	15: BMU-HV900112/26: BMU-HV50056/3 8:BMU-HV900105 /50:HV900120/40 : BMU-HV90086
A221H	Bmu01 min cell voltage	R	Occupy 2 byte	unsigned short	0.001V
A222H	Bmu01 min cell voltage ID	R	Occupy 2 byte	unsigned short	
A223H	Bmu01 max cell voltage	R	Occupy 2 byte	unsigned short	0.001V
A224H	Bmu01 max cell voltage ID	R	Occupy 2 byte	unsigned short	

A225H	Bmu01 min cell temperature	R	Occupy 2 byte	short	
A226H	Bmu01 min cell temperature ID	R	Occupy 2 byte	unsigned short	0.1°C/bit -40
A227H	Bmu01 max cell temperature	R	Occupy 2 byte	short	
A228H	Bmu01 max cell temperature ID	R	Occupy 2 byte	unsigned short	0.1°C/bit -40
A229H~ A2FFH					Reserve
A300H A301H	Bmu02 SN	R	Occupy 4 byte	unsigned int	
A302H	Bmu02 soft version	R	Occupy 2 byte	unsigned short	0.01/bit
A303H	Bmu02 hard version	R	Occupy 2 byte	unsigned short	0.01/bit
A304H	Bmu02 state	R	Occupy 2 byte	unsigned short	Hinweis13
A305H	Bmu02 cluster voltage	R	Occupy 2 byte	unsigned short	0.1 V/bit
A306H	Bmu02 cluster current	R	Occupy 2 byte	short	0.1 A/bit
A307H	Bmu02 insulated resistance	R	Occupy 2 byte	unsigned short	1 kΩ/bit
A308H	Bmu02 SOC	R	Occupy 2 byte	unsigned short	0.4 %/bit
A309H	Bmu02 SOH	R	Occupy 2 byte	unsigned short	0.4 %/bit
A30AH A30BH	Bmu02 LMU communication failure	R	Occupy 4 byte	unsigned int	
A30CH A30DH	Bmu02 temperature sensor failure	R	Occupy 4 byte	unsigned int	
A30EH A30FH	Bmu02 wireharness failure	R	Occupy 4 byte	unsigned int	
A310H A311H	Bmu02 equalization	R	Occupy 4 byte	unsigned int	
A312H A313H	Bmu02 equalization mos failure	R	Occupy 4 byte	unsigned int	
A314H	Bmu02 ISO soft version	R	Occupy 2 byte	unsigned short	0.01
A315H	Bmu02 ISO hard version	R	Occupy 2 byte	unsigned short	0.01
A316H A317H	Bmu02 Passive equalization	R	Occupy 4 byte	unsigned int	
A318H A319H	Bmu02 BOOST equalization	R	Occupy 4 byte	unsigned int	
A31AH A31BH	Bmu02 BUCK equalization	R	Occupy 4 byte	unsigned int	
A31CH	Bmu02 LMU number	R	Occupy 2 byte	unsigned short	

A31DH	Bmu02 single cut fault code	R	Occupy 2 byte	unsigned short	Hinweis14
A31EH	Bmu02 reset log	R	Occupy 2 byte	unsigned short	Hinweis15
A31FH	Bmu02 restarts number	R	Occupy 2 byte	unsigned short	
A320H	Bmu02 version	R	Occupy 2 byte	unsigned short	15: BMU-HV900112/26: BMU-HV50056/3 8:BMU-HV900105 /50:HV900120/41 : BMU-HV90086
A321H	Bmu02 min cell voltage	R	Occupy 2 byte	unsigned short	0.001V
A322H	Bmu02 min cell voltage ID	R	Occupy 2 byte	unsigned short	
A323H	Bmu02 max cell voltage	R	Occupy 2 byte	unsigned short	0.001V
A324H	Bmu02 max cell voltage ID	R	Occupy 2 byte	unsigned short	
A325H	Bmu02 min cell temperature	R	Occupy 2 byte	short	
A326H	Bmu02 min cell temperature ID	R	Occupy 2 byte	unsigned short	0.1°C/bit -40
A327H	Bmu02 max cell temperature	R	Occupy 2 byte	short	
A328H	Bmu02 max cell temperature ID	R	Occupy 2 byte	unsigned short	0.1°C/bit -40
A329H~ A3FFH					Reserve
A400H A401H	Bmu03 SN	R	Occupy 4 byte	unsigned int	
A402H	Bmu03 soft version	R	Occupy 2 byte	unsigned short	0.01/bit
A403H	Bmu03 hard version	R	Occupy 2 byte	unsigned short	0.01/bit
A404H	Bmu03 state	R	Occupy 2 byte	unsigned short	Hinweis13
A405H	Bmu03 cluster voltage	R	Occupy 2 byte	unsigned short	0.1 V/bit
A406H	Bmu03 cluster current	R	Occupy 2 byte	short	0.1 A/bit
A407H	Bmu03 insulated resistance	R	Occupy 2 byte	unsigned short	1 kΩ/bit
A408H	Bmu03 SOC	R	Occupy 2 byte	unsigned short	0.4 %/bit
A409H	Bmu03 SOH	R	Occupy 2 byte	unsigned short	0.4 %/bit
A40AH A40BH	Bmu03 LMU communication failure	R	Occupy 4 byte	unsigned int	
A40CH A40DH	Bmu03 temperature sensor failure	R	Occupy 4 byte	unsigned int	

A40EH A40FH	Bmu03 wireharness failure	R	<i>Occupy 4 byte</i>	unsigned int	
A410H A411H	Bmu03 equalization	R	<i>Occupy 4 byte</i>	unsigned int	
A412H A413H	Bmu03 equalization mos failure	R	<i>Occupy 4 byte</i>	unsigned int	
A414H	Bmu03 ISO soft version	R	<i>Occupy 2 byte</i>	unsigned short	0.01
A415H	Bmu03 ISO hard version	R	<i>Occupy 2 byte</i>	unsigned short	0.01
A416H A417H	Bmu03 Passive equalization	R	<i>Occupy 4 byte</i>	unsigned int	
A418H A419H	Bmu03 BOOST equalization	R	<i>Occupy 4 byte</i>	unsigned int	
A41AH A41BH	Bmu03 BUCK equalization	R	<i>Occupy 4 byte</i>	unsigned int	
A41CH	Bmu03 LMU number	R	<i>Occupy 2 byte</i>	unsigned short	
A41DH	Bmu03 single cut fault code	R	<i>Occupy 2 byte</i>	unsigned short	Hinweis14
A41EH	Bmu03 reset log	R	<i>Occupy 2 byte</i>	unsigned short	Hinweis15
A41FH	Bmu03 restarts number	R	<i>Occupy 2 byte</i>	unsigned short	
A420H	Bmu03 version	R	<i>Occupy 2 byte</i>	unsigned short	15:BMU-HV90011 2/26: BMU- HV50056/38:BM U-HV900105/50: HV900120/41:BM U-HV90086
A421H	Bmu03 min cell voltage	R	<i>Occupy 2 byte</i>	unsigned short	0.001V
A422H	Bmu03 min cell voltage ID	R	<i>Occupy 2 byte</i>	unsigned short	
A423H	Bmu03 max cell voltage	R	<i>Occupy 2 byte</i>	unsigned short	0.001V
A424H	Bmu03 max cell voltage ID	R	<i>Occupy 2 byte</i>	unsigned short	
A425H	Bmu03 min cell temperature	R	<i>Occupy 2 byte</i>	short	
A426H	Bmu03 min cell temperature ID	R	<i>Occupy 2 byte</i>	unsigned short	0.1°C/bit -40
A427H	Bmu03 max cell temperature	R	<i>Occupy 2 byte</i>	short	
A428H	Bmu03 max cell temperature ID	R	<i>Occupy 2 byte</i>	unsigned short	0.1°C/bit -40
A429H~ A4FFH					Reserve

A500H A501H	Bmu04 SN	R	Occupy 4 byte	unsigned int	
A502H	Bmu04 soft version	R	Occupy 2 byte	unsigned short	0.01/bit
A503H	Bmu04 hard version	R	Occupy 2 byte	unsigned short	0.01/bit
A504H	Bmu04 state	R	Occupy 2 byte	unsigned short	Hinweis13
A505H	Bmu04 cluster voltage	R	Occupy 2 byte	unsigned short	0.1 V/bit
A506H	Bmu04 cluster current	R	Occupy 2 byte	short	0.1 A/bit
A507H	Bmu04 insulated resist.	R	Occupy 2 byte	unsigned short	1 kΩ/bit
A508H	Bmu04 SOC	R	Occupy 2 byte	unsigned short	0.4 %/bit
A509H	Bmu04 SOH	R	Occupy 2 byte	unsigned short	0.4 %/bit
A50AH A50BH	Bmu04 LMU communication failure	R	Occupy 4 byte	unsigned int	
A50CH A50DH	Bmu04 temperature sensor failure	R	Occupy 4 byte	unsigned int	
A50EH A50FH	Bmu04 wireharness failure	R	Occupy 4 byte	unsigned int	
A510H A511H	Bmu04 equalization	R	Occupy 4 byte	unsigned int	
A512H A513H	Bmu04 equalization mos failure	R	Occupy 4 byte	unsigned int	
A514H	Bmu04 ISO soft version	R	Occupy 2 byte	unsigned short	0.01
A515H	Bmu04 ISO hard version	R	Occupy 2 byte	unsigned short	0.01
A516H A517H	Bmu04 Passive equalization	R	Occupy 4 byte	unsigned int	
A518H A519H	Bmu04 BOOST equalization	R	Occupy 4 byte	unsigned int	
A51AH A51BH	Bmu04 BUCK equalization	R	Occupy 4 byte	unsigned int	
A51CH	Bmu04 LMU number	R	Occupy 2 byte	unsigned short	
A51DH	Bmu04 single cut fault code	R	Occupy 2 byte	unsigned short	Hinweis14
A51EH	Bmu04 reset log	R	Occupy 2 byte	unsigned short	Hinweis15
A51FH	Bmu04 restarts number	R	Occupy 2 byte	unsigned short	
A520H	Bmu04 version	R	Occupy 2 byte	unsigned short	15:BMU-HV90011 2/26: BMU- HV50056/38:BM U-HV900105/50: HV90 0120/41: BMU-HV90086
A521H	Bmu04 min cell voltage	R	Occupy 2 byte	unsigned short	0.001V
A522H	Bmu04 min cell voltage	R	Occupy 2 byte	unsigned short	

	ID				
A523H	Bmu04 max cell voltage	R	<i>Occupy 2 byte</i>	unsigned short	0.001V
A524H	Bmu04 max cell voltage ID	R	<i>Occupy 2 byte</i>	unsigned short	
A525H	Bmu04 min cell temperature	R	<i>Occupy 2 byte</i>	short	
A526H	Bmu04 min cell temperature ID	R	<i>Occupy 2 byte</i>	unsigned short	0.1°C/bit -40
A527H	Bmu04 max cell temperature	R	<i>Occupy 2 byte</i>	short	
A528H	Bmu04 max cell temperature ID	R	<i>Occupy 2 byte</i>	unsigned short	0.1°C/bit -40
A529H~ A5FF					Reserve
A600H A601H	Bmu05 SN	R	<i>Occupy 4 byte</i>	unsigned int	
A602H	Bmu05 soft version	R	<i>Occupy 2 byte</i>	unsigned short	0.01/bit
A603H	Bmu05 hard version	R	<i>Occupy 2 byte</i>	unsigned short	0.01/bit
A604H	Bmu05 state	R	<i>Occupy 2 byte</i>	unsigned short	Hinweis13
A605H	Bmu05 cluster voltage	R	<i>Occupy 2 byte</i>	unsigned short	0.1 V/bit
A606H	Bmu05 cluster current	R	<i>Occupy 2 byte</i>	short	0.1 A/bit
A607H	Bmu05 insulated resistance	R	<i>Occupy 2 byte</i>	unsigned short	1 kΩ/bit
A608H	Bmu05 SOC	R	<i>Occupy 2 byte</i>	unsigned short	0.4 %/bit
A609H	Bmu05 SOH	R	<i>Occupy 2 byte</i>	unsigned short	0.4 %/bit
A60AH A60BH	Bmu05 LMU communication failure	R	<i>Occupy 4 byte</i>	unsigned int	
A60CH A60DH	Bmu05 temperature sensor failure	R	<i>Occupy 4 byte</i>	unsigned int	
A60EH A60FH	Bmu05 wireharness failure	R	<i>Occupy 4 byte</i>	unsigned int	
A610H A611H	Bmu05 equalization	R	<i>Occupy 4 byte</i>	unsigned int	
A612H A613H	Bmu05 equalization mos failure	R	<i>Occupy 4 byte</i>	unsigned int	
A614H	Bmu05 ISO soft version	R	<i>Occupy 2 byte</i>	unsigned short	0.01
A615H	Bmu05 ISO hard version	R	<i>Occupy 2 byte</i>	unsigned short	0.01
A616H A617H	Bmu05 Passive equalization	R	<i>Occupy 4 byte</i>	unsigned int	
A618H A619H	Bmu05 BOOST equalization	R	<i>Occupy 4 byte</i>	unsigned int	

A61AH A61BH	Bmu05 BUCK equalization	R	Occupy 4 byte	unsigned int	
A61CH	Bmu05 LMU number	R	Occupy 2 byte	unsigned short	
A61DH	Bmu05 single cut fault code	R	Occupy 2 byte	unsigned short	Hinweis14
A61EH	Bmu05 reset log	R	Occupy 2 byte	unsigned short	Hinweis15
A61FH	Bmu05 restarts number	R	Occupy 2 byte	unsigned short	
A620H	Bmu05 version	R	Occupy 2 byte	unsigned short	15: BMU- HV900112/26: BMU-HV50056/3 8:BMU-HV900105 /50:HV900120/41 : BMU-HV90086
A621H	Bmu05 min cell voltage	R	Occupy 2 byte	unsigned short	0.001V
A622H	Bmu05 min cell voltage ID	R	Occupy 2 byte	unsigned short	
A623H	Bmu05 max cell voltage	R	Occupy 2 byte	unsigned short	0.001V
A624H	Bmu05 max cell voltage ID	R	Occupy 2 byte	unsigned short	
A625H	Bmu05 min cell temperature	R	Occupy 2 byte	short	
A626H	Bmu05 min cell temperature ID	R	Occupy 2 byte	unsigned short	0.1°C/bit -40
A627H	Bmu05 max cell temperature	R	Occupy 2 byte	short	
A628H	Bmu05 max cell temperature ID	R	Occupy 2 byte	unsigned short	0.1°C/bit -40
A629H~ A6FFH					Reserve
A700H A701H	Bmu06 SN	R	Occupy 4 byte	unsigned int	
A702H	Bmu06 soft version	R	Occupy 2 byte	unsigned short	0.01/bit
A703H	Bmu06 hard version	R	Occupy 2 byte	unsigned short	0.01/bit
A704H	Bmu06 state	R	Occupy 2 byte	unsigned short	Hinweis13
A705H	Bmu06 cluster voltage	R	Occupy 2 byte	unsigned short	0.1 V/bit
A706H	Bmu06 cluster current	R	Occupy 2 byte	short	0.1 A/bit
A707H	Bmu06 insulated resistance	R	Occupy 2 byte	unsigned short	1 kΩ/bit
A708H	Bmu06 SOC	R	Occupy 2 byte	unsigned short	0.4 %/bit
A709H	Bmu06 SOH	R	Occupy 2 byte	unsigned short	0.4 %/bit
A70AH	Bmu06 LMU	R	Occupy 4 byte	unsigned int	

A70BH	communication failure				
A70CH	Bmu06 temperature	R	Occupy 4 byte	unsigned int	
A70DH	sensor failure				
A70EH	Bmu06 wireharness	R	Occupy 4 byte	unsigned int	
A70FH	failure				
A710H	Bmu06 equalization	R	Occupy 4 byte	unsigned int	
A711H					
A712H	Bmu06 equalization	R	Occupy 4 byte	unsigned int	
A713H	mos failure				
A714H	Bmu06 ISO soft version	R	Occupy 2 byte	unsigned short	0.01
A715H	Bmu06 ISO hard version	R	Occupy 2 byte	unsigned short	0.01
A716H	Bmu06 Passive	R	Occupy 4 byte	unsigned int	
A717H	equalization				
A718H	Bmu06 BOOST	R	Occupy 4 byte	unsigned int	
A719H	equalization				
A71AH	Bmu06 BUCK	R	Occupy 4 byte	unsigned int	
A71BH	equalization				
A71CH	Bmu06 LMU number	R	Occupy 2 byte	unsigned short	
A71DH	Bmu06 single cut fault code	R	Occupy 2 byte	unsigned short	Hinweis14
A71EH	Bmu06 reset log	R	Occupy 2 byte	unsigned short	Hinweis15
A71FH	Bmu06 restarts number	R	Occupy 2 byte	unsigned short	
A720H	Bmu06 version	R	Occupy 2 byte	unsigned short	15:BMU-HV90011 2/26: BMU- HV50056/38:BM U-HV900105/50: HV90 0120/41: BMU-HV90086
A721H	Bmu06 min cell voltage	R	Occupy 2 byte	unsigned short	0.001V
A722H	Bmu06 min cell voltage ID	R	Occupy 2 byte	unsigned short	
A723H	Bmu06 max cell voltage	R	Occupy 2 byte	unsigned short	0.001V
A724H	Bmu06 max cell voltage ID	R	Occupy 2 byte	unsigned short	
A725H	Bmu06 min cell temperature	R	Occupy 2 byte	short	
A726H	Bmu06 min cell temperature ID	R	Occupy 2 byte	unsigned short	0.1°C/bit -40
A727H	Bmu06 max cell temp.	R	Occupy 2 byte	short	
A728H	Bmu06 max cell temperature ID	R	Occupy 2 byte	unsigned short	0.1°C/bit -40

A729H A7FFH					Reserve
A800H A801H	Bmu07 SN	R	Occupy 4 byte	unsigned int	
A802H	Bmu07 soft version	R	Occupy 2 byte	unsigned short	0.01/bit
A803H	Bmu07 hard version	R	Occupy 2 byte	unsigned short	0.01/bit
A804H	Bmu07 state	R	Occupy 2 byte	unsigned short	Hinweis13
A805H	Bmu07 cluster voltage	R	Occupy 2 byte	unsigned short	0.1 V/bit
A806H	Bmu07 cluster current	R	Occupy 2 byte	short	0.1 A/bit
A807H	Bmu07 insulated resistance	R	Occupy 2 byte	unsigned short	1 kΩ/bit
A808H	Bmu07 SOC	R	Occupy 2 byte	unsigned short	0.4 %/bit
A809H	Bmu07 SOH	R	Occupy 2 byte	unsigned short	0.4 %/bit
A80AH A80BH	Bmu07 LMU communication failure	R	Occupy 4 byte	unsigned int	
A80CH A80DH	Bmu07 temperature sensor failure	R	Occupy 4 byte	unsigned int	
A80EH A80FH	Bmu07 wireharness failure	R	Occupy 4 byte	unsigned int	
A810H A811H	Bmu07 equalization	R	Occupy 4 byte	unsigned int	
A812H A813H	Bmu07 equalization mos failure	R	Occupy 4 byte	unsigned int	
A814H	Bmu07 ISO soft version	R	Occupy 2 byte	unsigned short	0.01
A815H	Bmu07 ISO hard version	R	Occupy 2 byte	unsigned short	0.01
A816H A817H	Bmu07 Passive equalization	R	Occupy 4 byte	unsigned int	
A818H A819H	Bmu07 BOOST equalization	R	Occupy 4 byte	unsigned int	
A81AH A81BH	Bmu07 BUCK equalization	R	Occupy 4 byte	unsigned int	
A81CH	Bmu07 LMU number	R	Occupy 2 byte	unsigned short	
A81DH	Bmu07 single cut fault code	R	Occupy 2 byte	unsigned short	Hinweis14
A81EH	Bmu07 reset log	R	Occupy 2 byte	unsigned short	Hinweis14
A81FH	Bmu07 restarts number	R	Occupy 2 byte	unsigned short	
A820H	Bmu07 version	R	Occupy 2 byte	unsigned short	15: BMU-HV900112/26: BMU-HV50056/3 8:BMU-HV900105 /50:HV900120/41

					:BMU-HV90086
A821H	Bmu07 min cell voltage	R	Occupy 2 byte	unsigned short	0.001V
A822H	Bmu07 min cell voltage ID	R	Occupy 2 byte	unsigned short	
A823H	Bmu07 max cell voltage	R	Occupy 2 byte	unsigned short	0.001V
A824H	Bmu07 max cell voltage ID	R	Occupy 2 byte	unsigned short	
A825H	Bmu07 min cell temperature	R	Occupy 2 byte	short	
A826H	Bmu07 min cell temperature ID	R	Occupy 2 byte	unsigned short	0.1°C/bit -40
A827H	Bmu07 max cell temperature	R	Occupy 2 byte	short	
A828H	Bmu07 max cell temperature ID	R	Occupy 2 byte	unsigned short	0.1°C/bit -40
A829H~ A8FFH					Reserve
A900H A901H	Bmu08 SN	R	Occupy 4 byte	unsigned int	
A902H	Bmu08 soft version	R	Occupy 2 byte	unsigned short	0.01/bit
A903H	Bmu08 hard version	R	Occupy 2 byte	unsigned short	0.01/bit
A904H	Bmu08 state	R	Occupy 2 byte	unsigned short	Hinweis13
A905H	Bmu08 cluster voltage	R	Occupy 2 byte	unsigned short	0.1 V/bit
A906H	Bmu08 cluster current	R	Occupy 2 byte	short	0.1 A/bit
A907H	Bmu08 insulated resistance	R	Occupy 2 byte	unsigned short	1 kΩ/bit
A908H	Bmu08 SOC	R	Occupy 2 byte	unsigned short	0.4 %/bit
A909H	Bmu08 SOH	R	Occupy 2 byte	unsigned short	0.4 %/bit
A90AH A90BH	Bmu08 LMU communication failure	R	Occupy 4 byte	unsigned int	
A90CH A90DH	Bmu08 temperature sensor failure	R	Occupy 4 byte	unsigned int	
A90EH A90FH	Bmu08 wireharness failure	R	Occupy 4 byte	unsigned int	
A910H A911H	Bmu08 equalization	R	Occupy 4 byte	unsigned int	
A912H A913H	Bmu08 equalization mos failure	R	Occupy 4 byte	unsigned int	
A914H	Bmu08 ISO soft version	R	Occupy 2 byte	unsigned short	0.01
A915H	Bmu08 ISO hard version	R	Occupy 2 byte	unsigned short	0.01
A916H	Bmu08 Passive	R	Occupy 4 byte	unsigned int	

A917H	equalization				
A918H	Bmu08 BOOST	R	Occupy 4 byte	unsigned int	
A919H	equalization				
A91AH	Bmu08 BUCK	R	Occupy 4 byte	unsigned int	
A91BH	equalization				
A91CH	Bmu08 LMU number	R	Occupy 2 byte	unsigned short	
A91DH	Bmu08 single cut fault code	R	Occupy 2 byte	unsigned short	Hinweis14
A91EH	Bmu08 reset log	R	Occupy 2 byte	unsigned short	Hinweis15
A91FH	Bmu08 restarts number	R	Occupy 2 byte	unsigned short	
A920H	Bmu08 version	R	Occupy 2 byte	unsigned short	15:BMU-HV900112/26: BMU-HV50056/3 8:BMU-HV900105 /50:HV900120/41 : BMU-HV90086
A921H	Bmu08 min cell voltage	R	Occupy 2 byte	unsigned short	0.001V
A922H	Bmu08 min cell voltage ID	R	Occupy 2 byte	unsigned short	
A923H	Bmu08 max cell voltage	R	Occupy 2 byte	unsigned short	0.001V
A924H	Bmu08 max cell voltage ID	R	Occupy 2 byte	unsigned short	
A925H	Bmu08 min cell temperature	R	Occupy 2 byte	short	
A926H	Bmu08 min cell temperature ID	R	Occupy 2 byte	unsigned short	0.1°C/bit -40
A927H	Bmu08 max cell temperature	R	Occupy 2 byte	short	
A928H	Bmu08 max cell temperature ID	R	Occupy 2 byte	unsigned short	0.1°C/bit -40
A929H~ A9FFH					Reserve
AA00H AA01H	Bmu09 SN	R	Occupy 4 byte	unsigned int	
AA02H	Bmu09 soft version	R	Occupy 2 byte	unsigned short	0.01/bit
AA03H	Bmu09 hard version	R	Occupy 2 byte	unsigned short	0.01/bit
AA04H	Bmu09 state	R	Occupy 2 byte	unsigned short	Hinweis13
AA05H	Bmu09 cluster voltage	R	Occupy 2 byte	unsigned short	0.1 V/bit
AA06H	Bmu09 cluster current	R	Occupy 2 byte	short	0.1 A/bit
AA07H	Bmu09 insulated resistance	R	Occupy 2 byte	unsigned short	1 kΩ/bit

AA08H	Bmu09 SOC	R	Occupy 2 byte	unsigned short	0.4 %/bit
AA09H	Bmu09 SOH	R	Occupy 2 byte	unsigned short	0.4 %/bit
AA0AH	Bmu09 LMU	R	Occupy 4 byte	unsigned int	
AA0BH	communication failure				
AA0CH	Bmu09 temperature	R	Occupy 4 byte	unsigned int	
AA0DH	sensor failure				
AA0EH	Bmu09 wireharness	R	Occupy 4 byte	unsigned int	
AA0FH	failure				
AA10H	Bmu09 equalization	R	Occupy 4 byte	unsigned int	
AA11H					
AA12H	Bmu09 equalization	R	Occupy 4 byte	unsigned int	
AA13H	mos failure				
AA14H	Bmu09 ISO soft version	R	Occupy 2 byte	unsigned short	0.01
AA15H	Bmu03 ISO hard version	R	Occupy 2 byte	unsigned short	0.01
AA16H	Bmu09 Passive	R	Occupy 4 byte	unsigned int	
AA17H	equalization				
AA18H	Bmu09 BOOST	R	Occupy 4 byte	unsigned int	
AA19H	equalization				
AA1AH	Bmu09 BUCK	R	Occupy 4 byte	unsigned int	
AA1BH	equalization				
AA1CH	Bmu09 LMU number	R	Occupy 2 byte	unsigned short	
AA1DH	Bmu09 single cut fault code	R	Occupy 2 byte	unsigned short	Hinweis14
AA1EH	Bmu09 reset log	R	Occupy 2 byte	unsigned short	Hinweis15
AA1FH	Bmu09 restarts number	R	Occupy 2 byte	unsigned short	
AA20H	Bmu09 version	R	Occupy 2 byte	unsigned short	15: BMU-HV900112/26: BMU-HV50056/3 8:BMU-HV900105 /50:HV900120/41 : BMU-HV90086
AA21H	Bmu09 min cell voltage	R	Occupy 2 byte	unsigned short	0.001V
AA22H	Bmu09 min cell voltage ID	R	Occupy 2 byte	unsigned short	
AA23H	Bmu09 max cell voltage	R	Occupy 2 byte	unsigned short	0.001V
AA24H	Bmu09 max cell voltage ID	R	Occupy 2 byte	unsigned short	
AA25H	Bmu09 min cell temperature	R	Occupy 2 byte	short	
AA26H	Bmu09 min cell temperature ID	R	Occupy 2 byte	unsigned short	0.1°C/bit -40

AA27H	Bmu09 max cell temperature	R	Occupy 2 byte	short	
AA28H	Bmu09 max cell temperature ID	R	Occupy 2 byte	unsigned short	0.1°C/bit -40
AA29H~ AAFFH					Reserve
AB00H AB01H	Bmu10 SN	R	Occupy 4 byte	unsigned int	
AB02H	Bmu10 soft version	R	Occupy 2 byte	unsigned short	0.01/bit
AB03H	Bmu10 hard version	R	Occupy 2 byte	unsigned short	0.01/bit
AB04H	Bmu10 state	R	Occupy 2 byte	unsigned short	Hinweis13
AB05H	Bmu10 cluster voltage	R	Occupy 2 byte	unsigned short	0.1 V/bit
AB06H	Bmu10 cluster current	R	Occupy 2 byte	short	0.1 A/bit
AB07H	Bmu10 insulated resistance	R	Occupy 2 byte	unsigned short	1 kΩ/bit
AB08H	Bmu10 SOC	R	Occupy 2 byte	unsigned short	0.4 %/bit
AB09H	Bmu10 SOH	R	Occupy 2 byte	unsigned short	0.4 %/bit
AB0AH AB0BH	Bmu10 LMU communication failure	R	Occupy 4 byte	unsigned int	
AB0CH AB0DH	Bmu10 temperature sensor failure	R	Occupy 4 byte	unsigned int	
AB0EH AB0FH	Bmu10 wireharness failure	R	Occupy 4 byte	unsigned int	
AB10H AB11H	Bmu10 equalization	R	Occupy 4 byte	unsigned int	
AB12H AB13H	Bmu10 equalization mos failure	R	Occupy 4 byte	unsigned int	
AB14H	Bmu10 ISO soft version	R	Occupy 2 byte	unsigned short	0.01
AB15H	Bmu10 ISO hard version	R	Occupy 2 byte	unsigned short	0.01
AB16H AB17H	Bmu10 Passive equalization	R	Occupy 4 byte	unsigned int	
AB18H AB19H	Bmu10 BOOST equalization	R	Occupy 4 byte	unsigned int	
AB1AH AB1BH	Bmu10 BUCK equalization	R	Occupy 4 byte	unsigned int	
AB1CH	Bmu10 LMU number	R	Occupy 2 byte	unsigned short	
AB1DH	Bmu10 single cut fault code	R	Occupy 2 byte	unsigned short	Hinweis14
AB1EH	Bmu10 reset log	R	Occupy 2 byte	unsigned short	Hinweis15
AB1FH	Bmu10 restarts number	R	Occupy 2 byte	unsigned short	
AB20H	Bmu10 version	R	Occupy 2 byte	unsigned short	15: BMU-

					HV900112/26: BMU-HV50056/3 8:BMU-HV900105 /50:HV900120/41 : BMU-HV90086
AB21H	Bmu10 min cell voltage	R	Occupy 2 byte	unsigned short	0.001V
AB22H	Bmu10 min cell voltage ID	R	Occupy 2 byte	unsigned short	
AB23H	Bmu10 max cell voltage	R	Occupy 2 byte	unsigned short	0.001V
AB24H	Bmu10 max cell voltage ID	R	Occupy 2 byte	unsigned short	
AB25H	Bmu10 min cell temp.	R	Occupy 2 byte	short	
AB26H	Bmu10 min cell temperature ID	R	Occupy 2 byte	unsigned short	0.1°C/bit -40
AB27H	Bmu10 max cell temperature	R	Occupy 2 byte	short	
AB28H	Bmu10 max cell temperature ID	R	Occupy 2 byte	unsigned short	0.1°C/bit -40
AB29H~ ABFFH					Reserve
AC00H AC01H	Bmu11 SN	R	Occupy 4 byte	unsigned int	
AC02H	Bmu11 soft version	R	Occupy 2 byte	unsigned short	0.01/bit
AC03H	Bmu11 hard version	R	Occupy 2 byte	unsigned short	0.01/bit
AC04H	Bmu11 state	R	Occupy 2 byte	unsigned short	Hinweis13
AC05H	Bmu11 cluster voltage	R	Occupy 2 byte	unsigned short	0.1 V/bit
AC06H	Bmu11 cluster current	R	Occupy 2 byte	short	0.1 A/bit
AC07H	Bmu11 insulated resistance	R	Occupy 2 byte	unsigned short	1 kΩ/bit
AC08H	Bmu11 SOC	R	Occupy 2 byte	unsigned short	0.4 %/bit
AC09H	Bmu11 SOH	R	Occupy 2 byte	unsigned short	0.4 %/bit
AC0AH AC0BH	Bmu11 LMU communication failure	R	Occupy 4 byte	unsigned int	
AC0CH AC0DH	Bmu11 temperature sensor failure	R	Occupy 4 byte	unsigned int	
AC0EH AC0FH	Bmu11 wireharness failure	R	Occupy 4 byte	unsigned int	
AC10H AC11H	Bmu11 equalization	R	Occupy 4 byte	unsigned int	
AC12H AC13H	Bmu11 equalization mos failure	R	Occupy 4 byte	unsigned int	

AC14H	Bmu11 ISO soft version	R	<i>Occupy 2 byte</i>	unsigned short	0.01
AC15H	Bmu11 ISO hard version	R	<i>Occupy 2 byte</i>	unsigned short	0.01
AC16H AC17H	Bmu11 Passive equalization	R	<i>Occupy 4 byte</i>	unsigned int	
AC18H AC19H	Bmu11 BOOST equalization	R	<i>Occupy 4 byte</i>	unsigned int	
AC1AH AC1BH	Bmu11 BUCK equalization	R	<i>Occupy 4 byte</i>	unsigned int	
AC1CH	Bmu10 LMU number	R	<i>Occupy 2 byte</i>	unsigned short	
AC1DH	Bmu11 single cut fault code	R	<i>Occupy 2 byte</i>	unsigned short	Hinweis14
AC1EH	Bmu11 reset log	R	<i>Occupy 2 byte</i>	unsigned short	Hinweis15
AC1FH	Bmu11 restarts number	R	<i>Occupy 2 byte</i>	unsigned short	
AC20H	Bmu11 version	R	<i>Occupy 2 byte</i>	unsigned short	15: BMU- HV900112/26: BMU-HV50056/3 8:BMU-HV900105 /50:HV900120/41 : BMU-HV90086
AC21H	Bmu11 min cell voltage	R	<i>Occupy 2 byte</i>	unsigned short	0.001V
AC22H	Bmu11 min cell voltage ID	R	<i>Occupy 2 byte</i>	unsigned short	
AC23H	Bmu11 max cell voltage	R	<i>Occupy 2 byte</i>	unsigned short	0.001V
AC24H	Bmu11 max cell voltage ID	R	<i>Occupy 2 byte</i>	unsigned short	
AC25H	Bmu11 min cell temperature	R	<i>Occupy 2 byte</i>	short	
AC26H	Bmu11 min cell temperature ID	R	<i>Occupy 2 byte</i>	unsigned short	0.1°C/bit -40
AC27H	Bmu11 max cell temperature	R	<i>Occupy 2 byte</i>	short	
AC28H	Bmu11 max cell temperature ID	R	<i>Occupy 2 byte</i>	unsigned short	0.1°C/bit -40
AC29H~ ACFFH					Reserve
AD00H AD01H	Bmu12 SN	R	<i>Occupy 4 byte</i>	unsigned int	
AD02H	Bmu12 soft version	R	<i>Occupy 2 byte</i>	unsigned short	0.01/bit
AD03H	Bmu12 hard version	R	<i>Occupy 2 byte</i>	unsigned short	0.01/bit
AD04H	Bmu12 state	R	<i>Occupy 2 byte</i>	unsigned short	Hinweis13
AD05H	Bmu12 cluster voltage	R	<i>Occupy 2 byte</i>	unsigned short	0.1 V/bit

AD06H	Bmu12 cluster current	R	Occupy 2 byte	short	0.1 A/bit
AD07H	Bmu12 insulated resist.	R	Occupy 2 byte	unsigned short	1 kΩ/bit
AD08H	Bmu12 SOC	R	Occupy 2 byte	unsigned short	0.4 %/bit
AD09H	Bmu12 SOH	R	Occupy 2 byte	unsigned short	0.4 %/bit
AD0AH	Bmu12 LMU	R	Occupy 4 byte	unsigned int	
AD0BH	communication failure				
AD0CH	Bmu12 temperature	R	Occupy 4 byte	unsigned int	
AD0DH	sensor failure				
AD0EH	Bmu12 wireharness	R	Occupy 4 byte	unsigned int	
AD0FH	failure				
AD10H	Bmu12 equalization	R	Occupy 4 byte	unsigned int	
AD11H					
AD12H	Bmu12 equalization	R	Occupy 4 byte	unsigned int	
AD13H	mos failure				
AD14H	Bmu12 ISO soft version	R	Occupy 2 byte	unsigned short	0.01
AD15H	Bmu12 ISO hard version	R	Occupy 2 byte	unsigned short	0.01
AD16H	Bmu12 Passive	R	Occupy 4 byte	unsigned int	
AD17H	equalization				
AD18H	Bmu12 BOOST	R	Occupy 4 byte	unsigned int	
AD19H	equalization				
AD1AH	Bmu12 BUCK	R	Occupy 4 byte	unsigned int	
AD1BH	equalization				
AD1CH	Bmu12 LMU number	R	Occupy 2 byte	unsigned short	
AD1DH	Bmu12 single cut fault code	R	Occupy 2 byte	unsigned short	Hinweis14
AD1EH	Bmu12 reset log	R	Occupy 2 byte	unsigned short	Hinweis15
AD1FH	Bmu12 restarts number	R	Occupy 2 byte	unsigned short	
AD20H	Bmu12 version	R	Occupy 2 byte	unsigned short	15: BMU-HV900112/26: BMU-HV50056/3 8:BMU-HV900105/50:HV900120/41 : BMU-HV90086
AD21H	Bmu12 min cell voltage	R	Occupy 2 byte	unsigned short	0.001V
AD22H	Bmu12 min cell voltage ID	R	Occupy 2 byte	unsigned short	
AD23H	Bmu12 max cell voltage	R	Occupy 2 byte	unsigned short	0.001V
AD24H	Bmu12 max cell voltage ID	R	Occupy 2 byte	unsigned short	
AD25H	Bmu12 min cell temp.	R	Occupy 2 byte	short	

AD26H	Bmu12 min cell temperature ID	R	Occupy 2 byte	unsigned short	0.1°C/bit -40
AD27H	Bmu12 max cell temperature	R	Occupy 2 byte	short	
AD28H	Bmu12 max cell temperature ID	R	Occupy 2 byte	unsigned short	0.1°C/bit -40
AD29H~ ADFFH					Reserve
AE00H AE01H	Bmu13 SN	R	Occupy 4 byte	unsigned int	
AE02H	Bmu13 soft version	R	Occupy 2 byte	unsigned short	0.01/bit
AE03H	Bmu13 hard version	R	Occupy 2 byte	unsigned short	0.01/bit
AE04H	Bmu13 state	R	Occupy 2 byte	unsigned short	Hinweis13
AE05H	Bmu13 cluster voltage	R	Occupy 2 byte	unsigned short	0.1 V/bit
AE06H	Bmu13 cluster current	R	Occupy 2 byte	short	0.1 A/bit
AE07H	Bmu13 insulated resistance	R	Occupy 2 byte	unsigned short	1 kΩ/bit
AE08H	Bmu13 SOC	R	Occupy 2 byte	unsigned short	0.4 %/bit
AE09H	Bmu13 SOH	R	Occupy 2 byte	unsigned short	0.4 %/bit
AE0AH AE0BH	Bmu13 LMU communication failure	R	Occupy 4 byte	unsigned int	
AE0CH AE0DH	Bmu13 temperature sensor failure	R	Occupy 4 byte	unsigned int	
AE0EH AE0FH	Bmu13 wireharness failure	R	Occupy 4 byte	unsigned int	
AE10H AE11H	Bmu13 equalization	R	Occupy 4 byte	unsigned int	
AE12H AE13H	Bmu13 equalization mos failure	R	Occupy 4 byte	unsigned int	
AE14H	Bmu13 ISO soft version	R	Occupy 2 byte	unsigned short	0.01
AE15H	Bmu13 ISO hard version	R	Occupy 2 byte	unsigned short	0.01
AE16H AE17H	Bmu13 Passive equalization	R	Occupy 4 byte	unsigned int	
AE18H AE19H	Bmu13 BOOST equalization	R	Occupy 4 byte	unsigned int	
AE1AH AE1BH	Bmu13 BUCK equalization	R	Occupy 4 byte	unsigned int	
AE1CH	Bmu13 LMU number	R	Occupy 2 byte	unsigned short	
AE1DH	Bmu13 single cut fault code	R	Occupy 2 byte	unsigned short	Hinweis14
AE1EH	Bmu13reset log	R	Occupy 2 byte	unsigned short	Hinweis15

AE1FH	Bmu13 restarts number	R	Occupy 2 byte	unsigned short	
AE20H	Bmu13 version	R	Occupy 2 byte	unsigned short	15: BMU-HV900112/26: BMU-HV50056/3 8:BMU-HV900105 /50:HV900120/41 : BMU-HV90086
AE21H	Bmu13 min cell voltage	R	Occupy 2 byte	unsigned short	0.001V
AE22H	Bmu13 min cell voltage ID	R	Occupy 2 byte	unsigned short	
AE23H	Bmu13 max cell voltage	R	Occupy 2 byte	unsigned short	0.001V
AE24H	Bmu13 max cell voltage ID	R	Occupy 2 byte	unsigned short	
AE25H	Bmu13 min cell temperature	R	Occupy 2 byte	short	
AE26H	Bmu13 min cell temperature ID	R	Occupy 2 byte	unsigned short	0.1°C/bit -40
AE27H	Bmu13 max cell temperature	R	Occupy 2 byte	short	
AE28H	Bmu13 max cell temperature ID	R	Occupy 2 byte	unsigned short	0.1°C/bit -40
AE29H~ AEFFH					Reserve
AF00H AF01H	Bmu14 SN	R	Occupy 4 byte	unsigned int	
AF02H	Bmu14 soft version	R	Occupy 2 byte	unsigned short	0.01/bit
AF03H	Bmu14 hard version	R	Occupy 2 byte	unsigned short	0.01/bit
AF04H	Bmu14 state	R	Occupy 2 byte	unsigned short	Hinweis13
AF05H	Bmu14 cluster voltage	R	Occupy 2 byte	unsigned short	0.1 V/bit
AF06H	Bmu14 cluster current	R	Occupy 2 byte	short	0.1 A/bit
AF07H	Bmu14 insulated resist.	R	Occupy 2 byte	unsigned short	1 kΩ/bit
AF08H	Bmu14 SOC	R	Occupy 2 byte	unsigned short	0.4 %/bit
AF09H	Bmu14 SOH	R	Occupy 2 byte	unsigned short	0.4 %/bit
AF0AH AF0BH	Bmu14 LMU communication failure	R	Occupy 4 byte	unsigned int	
AF0CH AF0DH	Bmu14 temperature sensor failure	R	Occupy 4 byte	unsigned int	
AF0EH AF0FH	Bmu14 wireharness failure	R	Occupy 4 byte	unsigned int	
AF10H AF11H	Bmu14 equalization	R	Occupy 4 byte	unsigned int	

AF12H	Bmu14 equalization	R	Occupy 4 byte	unsigned int	
AF13H	mos failure				
AF14H	Bmu14 ISO soft version	R	Occupy 2 byte	unsigned short	0.01
AF15H	Bmu14 ISO hard version	R	Occupy 2 byte	unsigned short	0.01
AF16H	Bmu14 Passive	R	Occupy 4 byte	unsigned int	
AF17H	equalization				
AF18H	Bmu14 BOOST	R	Occupy 4 byte	unsigned int	
AF19H	equalization				
AF1AH	Bmu14 BUCK	R	Occupy 4 byte	unsigned int	
AF1BH	equalization				
AF1CH	Bmu14 LMU number	R	Occupy 2 byte	unsigned short	
AF1DH	Bmu14single cut fault code	R	Occupy 2 byte	unsigned short	Hinweis14
AF1EH	Bmu14 reset log	R	Occupy 2 byte	unsigned short	Hinweis15
AF1FH	Bmu14 restarts number	R	Occupy 2 byte	unsigned short	
AF20H	Bmu14 version	R	Occupy 2 byte	unsigned short	15: BMU-HV900112/26: BMU-HV50056/3 8:BMU-HV900105 /50:HV900120/41 : BMU-HV90086
AF21H	Bmu14 min cell voltage	R	Occupy 2 byte	unsigned short	0.001V
AF22H	Bmu14 min cell voltage ID	R	Occupy 2 byte	unsigned short	
AF23H	Bmu14 max cell voltage	R	Occupy 2 byte	unsigned short	0.001V
AF24H	Bmu14 max cell voltage ID	R	Occupy 2 byte	unsigned short	
AF25H	Bmu14 min cell temperature	R	Occupy 2 byte	short	
AF26H	Bmu14 min cell temperature ID	R	Occupy 2 byte	unsigned short	0.1°C/bit -40
AF27H	Bmu14 max cell temperature	R	Occupy 2 byte	short	
AF28H	Bmu14 max cell temperature ID	R	Occupy 2 byte	unsigned short	0.1°C/bit -40
AF29H~ AFFFH					Reserve
B000H	Bmu15 SN	R	Occupy 4 byte	unsigned int	
B001H					
B002H	Bmu15 soft version	R	Occupy 2 byte	unsigned short	0.01/bit
B003H	Bmu15 hard version	R	Occupy 2 byte	unsigned short	0.01/bit

B004H	Bmu15 state	R	Occupy 2 byte	unsigned short	Hinweis13
B005H	Bmu15 cluster voltage	R	Occupy 2 byte	unsigned short	0.1 V/bit
B006H	Bmu15 cluster current	R	Occupy 2 byte	short	0.1 A/bit
B007H	Bmu15 insulated resistance	R	Occupy 2 byte	unsigned short	1 kΩ/bit
B008H	Bmu15 SOC	R	Occupy 2 byte	unsigned short	0.4 %/bit
B009H	Bmu15 SOH	R	Occupy 2 byte	unsigned short	0.4 %/bit
B00AH B00BH	Bmu15 LMU communication failure	R	Occupy 4 byte	unsigned int	
B00CH B00DH	Bmu15 temperature sensor failure	R	Occupy 4 byte	unsigned int	
B00EH B00FH	Bmu15 wireharness failure	R	Occupy 4 byte	unsigned int	
B010H B011H	Bmu15 equalization	R	Occupy 4 byte	unsigned int	
B012H B013H	Bmu15 equalization mos failure	R	Occupy 4 byte	unsigned int	
B014H	Bmu15 ISO soft version	R	Occupy 2 byte	unsigned short	0.01
B015H	Bmu15 ISO hard version	R	Occupy 2 byte	unsigned short	0.01
B016H B017H	Bmu15 Passive equalization	R	Occupy 4 byte	unsigned int	
B018H B019H	Bmu15 BOOST equalization	R	Occupy 4 byte	unsigned int	
B01AH B01BH	Bmu15 BUCK equalization	R	Occupy 4 byte	unsigned int	
B01CH	Bmu15 LMU number	R	Occupy 2 byte	unsigned short	
B01DH	Bmu15 single cut fault code	R	Occupy 2 byte	unsigned short	Hinweis14
B01EH	Bmu15 reset log	R	Occupy 2 byte	unsigned short	Hinweis15
B01FH	Bmu15 restarts number	R	Occupy 2 byte	unsigned short	
B020H	Bmu15 version	R	Occupy 2 byte	unsigned short	15: BMU-HV900112/26: BMU-HV50056/3 8:BMU-HV900105/50:HV900120/41 : BMU-HV90086
B021H	Bmu15 min cell voltage	R	Occupy 2 byte	unsigned short	0.001V
B022H	Bmu15 min cell voltage ID	R	Occupy 2 byte	unsigned short	
B023H	Bmu15 max cell voltage	R	Occupy 2 byte	unsigned short	0.001V
B024H	Bmu15 max cell voltage	R	Occupy 2 byte	unsigned short	

	ID				
B025H	Bmu15 min cell temp.	R	Occupy 2 byte	short	
B026H	Bmu15 min cell temperature ID	R	Occupy 2 byte	unsigned short	0.1°C/bit -40
B027H	Bmu15 max cell temperature	R	Occupy 2 byte	short	
B028H	Bmu15 max cell temperature ID	R	Occupy 2 byte	unsigned short	0.1°C/bit -40
B029H~ B0FFH					Reserve
B100H B101H	Bmu16 SN	R	Occupy 4 byte	unsigned int	
B102H	Bmu16 soft version	R	Occupy 2 byte	unsigned short	0.01/bit
B103H	Bmu16 hard version	R	Occupy 2 byte	unsigned short	0.01/bit
B104H	Bmu16 state	R	Occupy 2 byte	unsigned short	Hinweis13
B105H	Bmu16 cluster voltage	R	Occupy 2 byte	unsigned short	0.1 V/bit
B106H	Bmu16 cluster current	R	Occupy 2 byte	short	0.1 A/bit
B107H	Bmu16 insulated resistance	R	Occupy 2 byte	unsigned short	1 kΩ/bit
B108H	Bmu16 SOC	R	Occupy 2 byte	unsigned short	0.4 %/bit
B109H	Bmu16 SOH	R	Occupy 2 byte	unsigned short	0.4 %/bit
B10AH B10BH	Bmu16 LMU communication failure	R	Occupy 4 byte	unsigned int	
B10CH B10DH	Bmu16 temperature sensor failure	R	Occupy 4 byte	unsigned int	
B10EH B10FH	Bmu16 wireharness failure	R	Occupy 4 byte	unsigned int	
B110H B111H	Bmu16 equalization	R	Occupy 4 byte	unsigned int	
B112H B113H	Bmu16 equalization mos failure	R	Occupy 4 byte	unsigned int	
B114H	Bmu16 ISO soft version	R	Occupy 2 byte	unsigned short	0.01
B115H	Bmu16 ISO hard version	R	Occupy 2 byte	unsigned short	0.01
B116H B117H	Bmu16 Passive equalization	R	Occupy 4 byte	unsigned int	
B118H B119H	Bmu16 BOOST equalization	R	Occupy 4 byte	unsigned int	
B11AH B11BH	Bmu16 BUCK equalization	R	Occupy 4 byte	unsigned int	
B11CH	Bmu16 LMU number	R	Occupy 2 byte	unsigned short	

B11DH	Bmu16 single cut fault code	R	Occupy 2 byte	unsigned short	Hinweis14
B11EH	Bmu16 reset log	R	Occupy 2 byte	unsigned short	Hinweis15
B11FH	Bmu16 restarts number	R	Occupy 2 byte	unsigned short	
B120H	Bmu16 version	R	Occupy 2 byte	unsigned short	15: BMU-HV900112/26: BMU-HV50056/3 8:BMU-HV900105/50:HV900120/41 : BMU-HV90086
B121H	Bmu16 min cell voltage	R	Occupy 2 byte	unsigned short	0.001V
B122H	Bmu16 min cell voltage ID	R	Occupy 2 byte	unsigned short	
B123H	Bmu16 max cell voltage	R	Occupy 2 byte	unsigned short	0.001V
B124H	Bmu16 max cell voltage ID	R	Occupy 2 byte	unsigned short	
B025H	Bmu16 min cell temperature	R	Occupy 2 byte	short	
B126H	Bmu16 min cell temperature ID	R	Occupy 2 byte	unsigned short	0.1°C/bit -40
B127H	Bmu16 max cell temperature	R	Occupy 2 byte	short	
B128H	Bmu16 max cell temperature ID	R	Occupy 2 byte	unsigned short	0.1°C/bit -40
B129H~ B1FFH					Reserve
B200H B201H	Bmu17 SN	R	Occupy 4 byte	unsigned int	
B202H	Bmu17 soft version	R	Occupy 2 byte	unsigned short	0.01/bit
B203H	Bmu17 hard version	R	Occupy 2 byte	unsigned short	0.01/bit
B204H	Bmu17 state	R	Occupy 2 byte	unsigned short	Hinweis13
B205H	Bmu17 cluster voltage	R	Occupy 2 byte	unsigned short	0.1 V/bit
B206H	Bmu17 cluster current	R	Occupy 2 byte	short	0.1 A/bit
B207H	Bmu17 insulated resistance	R	Occupy 2 byte	unsigned short	1 kΩ/bit
B208H	Bmu17 SOC	R	Occupy 2 byte	unsigned short	0.4 %/bit
B209H	Bmu17 SOH	R	Occupy 2 byte	unsigned short	0.4 %/bit
B20AH B20BH	Bmu17 LMU communication failure	R	Occupy 4 byte	unsigned int	
B20CH B20DH	Bmu17 temperature sensor failure	R	Occupy 4 byte	unsigned int	

B20EH B20FH	Bmu17 wireharness failure	R	Occupy 4 byte	unsigned int	
B210H B211H	Bmu17 equalization	R	Occupy 4 byte	unsigned int	
B212H B213H	Bmu17 equalization mos failure	R	Occupy 4 byte	unsigned int	
B214H	Bmu17 ISO soft version	R	Occupy 2 byte	unsigned short	0.01
B215H	Bmu17 ISO hard version	R	Occupy 2 byte	unsigned short	0.01
B216H B217H	Bmu17 Passive equalization	R	Occupy 4 byte	unsigned int	
B218H B219H	Bmu17 BOOST equalization	R	Occupy 4 byte	unsigned int	
B21AH B21BH	Bmu17 BUCK equalization	R	Occupy 4 byte	unsigned int	
B21CH	Bmu17 LMU number	R	Occupy 2 byte	unsigned short	
B21DH	Bmu17 single cut fault code	R	Occupy 2 byte	unsigned short	Hinweis14
B21EH	Bmu17 reset log	R	Occupy 2 byte	unsigned short	Hinweis15
B21FH	Bmu17 restarts number	R	Occupy 2 byte	unsigned short	
B220H	Bmu17 version	R	Occupy 2 byte	unsigned short	15: BMU-HV900112/26: BMU-HV50056/3 8:BMU-HV900105 /50:HV900120/41 : BMU-HV90086
B221H	Bmu17 min cell voltage	R	Occupy 2 byte	unsigned short	0.001V
B222H	Bmu17 min cell voltage ID	R	Occupy 2 byte	unsigned short	
B223H	Bmu17 max cell voltage	R	Occupy 2 byte	unsigned short	0.001V
B224H	Bmu17 max cell voltage ID	R	Occupy 2 byte	unsigned short	
B225H	Bmu17 min cell temperature	R	Occupy 2 byte	short	
B226H	Bmu17 min cell temperature ID	R	Occupy 2 byte	unsigned short	0.1°C/bit -40
B227H	Bmu17 max cell temp.	R	Occupy 2 byte	short	
B228H	Bmu17 max cell temperature ID	R	Occupy 2 byte	unsigned short	0.1°C/bit -40
B229H~ B2FFH					Reserve
B300H	Bmu18 SN	R	Occupy 4 byte	unsigned int	

B301H					
B302H	Bmu18 soft version	R	Occupy 2 byte	unsigned short	0.01/bit
B303H	Bmu18 hard version	R	Occupy 2 byte	unsigned short	0.01/bit
B304H	Bmu18 state	R	Occupy 2 byte	unsigned short	Hinweis13
B305H	Bmu18 cluster voltage	R	Occupy 2 byte	unsigned short	0.1 V/bit
B306H	Bmu18 cluster current	R	Occupy 2 byte	short	0.1 A/bit
B307H	Bmu18 insulated resistance	R	Occupy 2 byte	unsigned short	1 kΩ/bit
B308H	Bmu18 SOC	R	Occupy 2 byte	unsigned short	0.4 %/bit
B309H	Bmu18 SOH	R	Occupy 2 byte	unsigned short	0.4 %/bit
B30AH	Bmu18 LMU	R	Occupy 4 byte	unsigned int	
B30BH	communication failure				
B30CH	Bmu18 temperature	R	Occupy 4 byte	unsigned int	
B30DH	sensor failure				
B30EH	Bmu18 wireharness	R	Occupy 4 byte	unsigned int	
B30FH	failure				
B310H	Bmu18 equalization	R	Occupy 4 byte	unsigned int	
B311H					
B312H	Bmu18 equalization	R	Occupy 4 byte	unsigned int	
B313H	mos failure				
B314H	Bmu18 ISO soft version	R	Occupy 2 byte	unsigned short	0.01
B315H	Bmu18 ISO hard version	R	Occupy 2 byte	unsigned short	0.01
B316H	Bmu18 Passive	R	Occupy 4 byte	unsigned int	
B317H	equalization				
B318H	Bmu18 BOOST	R	Occupy 4 byte	unsigned int	
B319H	equalization				
B31AH	Bmu18 BUCK	R	Occupy 4 byte	unsigned int	
B31BH	equalization				
B31CH	Bmu18 LMU number	R	Occupy 2 byte	unsigned short	
B31DH	Bmu18 single cut fault code	R	Occupy 2 byte	unsigned short	Hinweis14
B31EH	Bmu18 reset log	R	Occupy 2 byte	unsigned short	Hinweis15
B31FH	Bmu18 restarts number	R	Occupy 2 byte	unsigned short	
B320H	Bmu18 version	R	Occupy 2 byte	unsigned short	15: BMU-HV900112/26: BMU-HV50056/3 8:BMU-HV900105 /50:HV900120/41 : BMU-HV90086
B321H	Bmu18 min cell voltage	R	Occupy 2 byte	unsigned short	0.001V
B322H	Bmu18 min cell voltage	R	Occupy 2 byte	unsigned short	

	ID				
B323H	Bmu18 max cell voltage	R	<i>Occupy 2 byte</i>	unsigned short	0.001V
B024H	Bmu18 max cell voltage ID	R	<i>Occupy 2 byte</i>	unsigned short	
B325H	Bmu18 min cell temperature	R	<i>Occupy 2 byte</i>	short	
B326H	Bmu18 min cell temperature ID	R	<i>Occupy 2 byte</i>	unsigned short	0.1°C/bit -40
B327H	Bmu18 max cell temperature	R	<i>Occupy 2 byte</i>	short	
B328H	Bmu18 max cell temperature ID	R	<i>Occupy 2 byte</i>	unsigned short	0.1°C/bit -40
B329H~ B3FFH					Reserve
B400H B401H	Bmu19 SN	R	<i>Occupy 4 byte</i>	unsigned int	
B402H	Bmu19 soft version	R	<i>Occupy 2 byte</i>	unsigned short	0.01/bit
B403H	Bmu19 hard version	R	<i>Occupy 2 byte</i>	unsigned short	0.01/bit
B404H	Bmu19 state	R	<i>Occupy 2 byte</i>	unsigned short	Hinweis13
B405H	Bmu19 cluster voltage	R	<i>Occupy 2 byte</i>	unsigned short	0.1 V/bit
B406H	Bmu19 cluster current	R	<i>Occupy 2 byte</i>	short	0.1 A/bit
B407H	Bmu19 insulated resistance	R	<i>Occupy 2 byte</i>	unsigned short	1 kΩ/bit
B408H	Bmu19 SOC	R	<i>Occupy 2 byte</i>	unsigned short	0.4 %/bit
B409H	Bmu19 SOH	R	<i>Occupy 2 byte</i>	unsigned short	0.4 %/bit
B40AH B40BH	Bmu19 LMU communication failure	R	<i>Occupy 4 byte</i>	unsigned int	
B40CH B40DH	Bmu19 temperature sensor failure	R	<i>Occupy 4 byte</i>	unsigned int	
B40EH B40FH	Bmu19 wireharness failure	R	<i>Occupy 4 byte</i>	unsigned int	
B410H B411H	Bmu19 equalization	R	<i>Occupy 4 byte</i>	unsigned int	
B412H B413H	Bmu19 equalization mos failure	R	<i>Occupy 4 byte</i>	unsigned int	
B414H	Bmu19 ISO soft version	R	<i>Occupy 2 byte</i>	unsigned short	0.01
B415H	Bmu19 ISO hard version	R	<i>Occupy 2 byte</i>	unsigned short	0.01
B416H B417H	Bmu19 Passive equalization	R	<i>Occupy 4 byte</i>	unsigned int	
B418H B419H	Bmu19 BOOST equalization	R	<i>Occupy 4 byte</i>	unsigned int	

B41AH B41BH	Bmu19 BUCK equalization	R	Occupy 4 byte	unsigned int	
B41CH	Bmu19 LMU number	R	Occupy 2 byte	unsigned short	
B41DH	Bmu19 single cut fault code	R	Occupy 2 byte	unsigned short	Hinweis14
B41EH	Bmu19 reset log	R	Occupy 2 byte	unsigned short	Hinweis15
B41FH	Bmu19 restarts number	R	Occupy 2 byte	unsigned short	
B420H	Bmu19 version	R	Occupy 2 byte	unsigned short	15: BMU- HV900112/26: BMU-HV50056/3 8:BMU-HV900105 /50:HV900120/41 : BMU-HV90086
B421H	Bmu19 min cell voltage	R	Occupy 2 byte	unsigned short	0.001V
B422H	Bmu19 min cell voltage ID	R	Occupy 2 byte	unsigned short	
B423H	Bmu19 max cell voltage	R	Occupy 2 byte	unsigned short	0.001V
B424H	Bmu19 max cell voltage ID	R	Occupy 2 byte	unsigned short	
B425H	Bmu19 min cell temperature	R	Occupy 2 byte	short	
B426H	Bmu19 min cell temperature ID	R	Occupy 2 byte	unsigned short	0.1°C/bit -40
B427H	Bmu19 max cell temperature	R	Occupy 2 byte	short	
B428H	Bmu19 max cell temperature ID	R	Occupy 2 byte	unsigned short	0.1°C/bit -40
B429H~ B4FFH					Reserve
B500H B501H	Bmu20 SN	R	Occupy 4 byte	unsigned int	
B502H	Bmu20 soft version	R	Occupy 2 byte	unsigned short	0.01/bit
B503H	Bmu20 hard version	R	Occupy 2 byte	unsigned short	0.01/bit
B504H	Bmu20 state	R	Occupy 2 byte	unsigned short	Hinweis13
B505H	Bmu20 cluster voltage	R	Occupy 2 byte	unsigned short	0.1 V/bit
B506H	Bmu20 cluster current	R	Occupy 2 byte	short	0.1 A/bit
B507H	Bmu20 insulated resistance	R	Occupy 2 byte	unsigned short	1 kΩ/bit
B508H	Bmu20 SOC	R	Occupy 2 byte	unsigned short	0.4 %/bit
B509H	Bmu20 SOH	R	Occupy 2 byte	unsigned short	0.4 %/bit
B50AH	Bmu20 LMU	R	Occupy 4 byte	unsigned int	

B50BH	communication failure				
B50CH	Bmu20 temperature	R	<i>Occupy 4 byte</i>	unsigned int	
B50DH	sensor failure				
B50EH	Bmu20 wireharness	R	<i>Occupy 4 byte</i>	unsigned int	
B50FH	failure				
B510H	Bmu20 equalization	R	<i>Occupy 4 byte</i>	unsigned int	
B511H					
B512H	Bmu20 equalization	R	<i>Occupy 4 byte</i>	unsigned int	
B513H	mos failure				
B514H	Bmu20 ISO soft version	R	<i>Occupy 2 byte</i>	unsigned short	0.01
B515H	Bmu20 ISO hard version	R	<i>Occupy 2 byte</i>	unsigned short	0.01
B516H	Bmu20 Passive	R	<i>Occupy 4 byte</i>	unsigned int	
B517H	equalization				
B518H	Bmu20 BOOST	R	<i>Occupy 4 byte</i>	unsigned int	
B519H	equalization				
B51AH	Bmu20BUCK	R	<i>Occupy 4 byte</i>	unsigned int	
B51BH	equalization				
B51CH	Bmu20 LMU number	R	<i>Occupy 2 byte</i>	unsigned short	
B51DH	Bmu20 single cut fault code	R	<i>Occupy 2 byte</i>	unsigned short	Hinweis14
B51EH	Bmu20 reset log	R	<i>Occupy 2 byte</i>	unsigned short	Hinweis15
B51FH	Bmu20 restarts number	R	<i>Occupy 2 byte</i>	unsigned short	
B520H	Bmu20 version	R	<i>Occupy 2 byte</i>	unsigned short	15: BMU-HV900112/26: BMU-HV50056/3 8:BMU-HV900105/50:HV900120/41 : BMU-HV90086
B521H	Bmu20 min cell voltage	R	<i>Occupy 2 byte</i>	unsigned short	0.001V
B522H	Bmu20 min cell voltage ID	R	<i>Occupy 2 byte</i>	unsigned short	
B523H	Bmu20 max cell voltage	R	<i>Occupy 2 byte</i>	unsigned short	0.001V
B524H	Bmu20 max cell voltage ID	R	<i>Occupy 2 byte</i>	unsigned short	
B525H	Bmu20 min cell temp.	R	<i>Occupy 2 byte</i>	short	
B526H	Bmu20 min cell temperature ID	R	<i>Occupy 2 byte</i>	unsigned short	0.1°C/bit -40
B527H	Bmu20 max cell temp.	R	<i>Occupy 2 byte</i>	short	
B528H	Bmu20 max cell temperature ID	R	<i>Occupy 2 byte</i>	unsigned short	0.1°C/bit -40
B529H~					Reserve

B5FFH					
-------	--	--	--	--	--

5. Anhang

Hinweis1: Batteriestatus

Beschreibung		
Wert	Laden	Entladen
0	0	0
1	0	1
256	1	0
257	1	1
512	2	0
513	2	1

Hinweis2: Batterierelaistatus

Wert	Beschreibung
0	Lade- Entladerelais sind nicht angeschlossen
1	Nur das Entladerelais ist geschlossen
2	Nur das Laderelais ist geschlossen
3	Lade- und Entladerelais sind geschlossen

Hinweis3: Batterietyp

Batterie-ID	Batteriemodel
2	M4860
3	M48100
13	48112-P
16	Smile5-BAT
24	M4856-P
33	Smile-BAT-5.8P

Hinweis4: Batteriefehler

Alarmcode	Beschreibung	
Bit 0		
Bit 1		
Bit 2	Cell Temp Differ -	<i>Zelltemperaturdifferenz</i>
Bit 3	Balancer Fault -	<i>Balancer-Fehler</i>
Bit 4	Charge Over Current –	<i>Lade-Überstrom</i>
Bit 5	Balancer Mos Fault	
Bit 6	DischargeOver Current -	<i>Entlade-Überstrom</i>
Bit 7	Pole Over Temp –	<i>Pol-Übertemperatur</i>
Bit 8	Cell Over Volt –	<i>Zell-Überspannung</i>

Bit 9	Cell Volt Differ -	<i>Zellspannungsdifferenz</i>
Bit 10	Discharge Low Temp –	<i>Entladung -zu niedrige Temperatur</i>
Bit 11	Low Volt ShutDown -	<i>Niederspannungsabschaltung</i>
Bit 12	Cell Low Volt –	<i>Zell-Niederspannung</i>
Bit 13	ISO Comm Fault –	<i>ISO-Kommunikationsfehler</i>
Bit 14	LMU SN Repeat –	<i>LMU-Seriennummer Wiederholung</i>
Bit 15	BMU SN Repeat –	<i>BMU-Seriennummer Wiederholung</i>
Bit 16	IR Fault –	<i>IR-Fehler</i>
Bit 17	LMU Comm Fault –	<i>LMU-Kommunikationsfehler</i>
Bit 18	Cell Over Temp –	<i>Zell-Übertemperatur</i>
Bit 19	BMU Comm Fault –	<i>BMU-Kommunikationsfehler</i>
Bit 20	INV Comm Fault –	<i>Wechselrichter-Kommunikationsfehler</i>
Bit 21	Charge Low Temp –	<i>Ladung – zu niedrige Temperatur</i>
Bit 22	TOPBMU Comm Fault –	<i>TOP-BMU-Kommunikationsfehler</i>
Bit 23	Volt Detect Fault –	<i>Spannungserkennungsfehler</i>
Bit 24	Wire Harness Fault -	<i>Kabelbaumfehler</i>
Bit 25	Cluster Cut Fault -	<i>Cluster-Schnittfehler</i>
Bit 26	Relay Fault -	<i>Relaisfehler</i>
Bit 27	LMU ID Repeat –	<i>LMU-ID Wiederholung</i>
Bit 28	LMU ID Discontinuous –	<i>LMU-ID diskontinuierlich</i>
Bit 29	Current Sensor Fault -	<i>Stromsensorfehler</i>
Bit 30		
Bit 31	Temp Sensor Fault –	<i>Temperatursensor-Fehler</i>

Hinweis5: Wechselrichter-Betriebsmodus

Wert	Beschreibung	Wert	Beschreibung
0	Wartemodus	3	Bypass-Modus
1	Online-Modus	4	Fehlermodus
2	USV-Modus		

Hinweis6: Systemfehler

Alarm code	EMS SN byte1-2	AL	Beschreibung	AE
Bit 0		Network Card_Fault		Wechselrichter getrennt
Bit 1		Rtc_Fault		Netzzähler getrennt
Bit 2		E2prom_Fault		Batterie getrennt
Bit 3		INV_Comms_Error		System nicht eingestellt
Bit 4		Grid_Meter_Lost		PV-Zähler getrennt
Bit 5		PV_Meter_Lost		Zähler nicht eingestellt
Bit 6		BMS_Lost		Falsche Anschluss-Richtung des PV-Zählers
Bit 7		UPS_Battery_Volt_Low		SD nicht eingefügt oder SD-Schreibfehler

Bit 8	Backup_Overload	RTC-Fehler
Bit 9	INV_Slave_Lost	SDRAM-Fehler
Bit 10	INV_Master_Lost	MMC-Fehler (CH376)
Bit 11	Parallel_Comm_Error	Netzwerkkartenfehler
Bit 12	Parallel_Mode_Differ	Erweiterungs-CAN-Fehler (MCP2515)
Bit 13		DRED-Fehler
Bit 14		Android LCD getrennt
Bit 15		STS_Lost
Bit 16		STS_Fault
Bit 17		PV_INV_Lost:n
Bit 18		DG_PV_Conflict
Bit 19		PV_INV_Fault:n
Bit 20		AirConFault
Bit 21		Fire_Fault
Bit 22		FireControllerErr
Bit 23		GC_Fault
Bit 24		AirConLost
Bit 25		OverCurr
Bit 26		PcsModeFault
Bit 27		BatEnergyLow
Bit 28		
Bit 29		
Bit 30		
Bit 31		

Hinweis7: Dispatch-Modus

Moduswert	Beschreibung
1	Der Akku wird nur über PV aufgeladen
2	Ladezustandskontrolle;
3	Load Following;
4	Maximize Output;
5	Normaler Modus;
6	Verbrauch optimieren;
7	Verbrauch maximieren;
8	ECO-Modus;
9	FCAS-Modus;
10	PV-Leistungseinstellung;

Hinweis8: Netzregulierung

Sicherheitscode	Netzregulierung
AL	AE

0	VDE0126	
1	ARN4105/11.18	
2	AS4777.2	
3	G83_2	
4	C10/C11	
5	TOR D4	
6	EN50438_NL	
7	EN50438_DK	
8	CEB	
9	CEI-021	
10	NRS097-2-1	
11	VDE0126_GREECE	
12	UTE_C15_712	
13	IEC61727	
14	G59_3	
15	RD1699	
16	G99	
17	Philippines_60HZ	
18	Tahiti_60HZ	
19	AS4777.2-SA	
20	G98	
21	EN50549	
22	PEA	
23	MEA	
24	BISI	
25	JET-GR Series	
26	JET-GR Series	
27	Taiwan	
28	DEFAULT_50HZ	
29	DEFAULT_60HZ	

Hinweis9: Sicherheitsmodus aktivieren

Bit NO	Name	Beschreibung
Bit0	Volt-WATT Mode	Volt-watt response mode
Bit1	Volt-VAR Mode	Volt-var response mode
Bit2	Power Factor Curve Mode	Fixed power factor mode
Bit3	Volt-WATT when Charging Mode	Charakteristische Leistungsfaktorkurve für $\cos \varphi$ (P)
Bit4	Reactive power mode	Blindleistungsregelungsmodus
Bit5		
Bit6		
Bit7		

Bit8		
Bit9		
Bit10		
Bit11		
Bit12		
Bit13		
Bit14		
Bit15		

Hinweis10: Topbmu-Statusflag

Bit NO	Name	Beschreibung		
Bit0	Charge flag	00: nicht erlauben	01: erlauben	10: Zwangsladung
Bit1				
Bit2	Discharge flag	0: nicht erlauben	1: erlauben	
Bit3	SOC-Kalibrierungsmodus	0: exit	1: entry	
Bit4~7	Reserviert			

Hinweis11: Topbmu-Reset-Protokoll

Bit NO	Name	Beschreibung	
Bit0	Fehlercode	Einschalten reset	
Bit1		Unterspannung reset	
Bit2		Main reset pin reset	
Bit3		Soft reset	
Bit4		Configuration mismatch reset	
Bit5		Watchdog timer reset	
Bit6~7	Typ	1: reset	
Bit8~15	Protokoll zurücksetzen	1~20	

Hinweis12: Toperror bmu Warn- und Status-Cluster

Bit NO	Name	Description	
Bit0	Bmu SN repeat	0: normal	1: fault
Bit1	Bmu ID repeat	0: normal	1: fault
Bit2	Bmu ID discontinuity	0: normal	1: fault
Bit3	Lmu number inconsistent	0: normal	1: fault
Bit4	EMS communication lose	0: normal	1: fault
Bit5	total pressure anomaly detection	0: normal	1: fault
Bit6	Parallel failure detection	0: normal	1: fault
Bit7	No bmu warning	0: normal	1: fault
Bit8	Ems communication lose enable flag	0: disable	1: enable
Bit9	LMU Version inconsistency	0: consistent	1: inconsistent
Bit10	ISO Version inconsistency	0: consistent	1: inconsistent

Bit11	BMU Version inconsistency	0: consistent	1: inconsistent
Bit12~15	reserve		

Hinweis13: Bmu-X Status

Bit NO	Name	Description
Bit0	Status des Hauptrelais	0: off 1: on
Bit1	Relaisstatus vorladen	0: off 1: on
Bit2	Status des Leistungsschalters	0: off 1: on
Bit3	Negativer Relaisstatus	0: off 1: on
Bit4~7	Reserviert	

Hinweis14: Bmu-X Single Cut Fehlercode

Bit NO	Name	Beschreibung
Bit0~1	Resektionszustand	00: normal 10: single cut 11: three cut
Bit3~8	Single-Cut-Fehlercode	0: normal 12: topbmu communicate fail
		1: Pole over temperature 13: temp sensor fail
		2: cell over temperature 14: relay fail
		3: charge low temperature 15: pcs communicate fail
		4: discharge low temperature 16: Under voltage shutdown failure
		5: Temperature difference 17: total pressure anomaly detection
		6: cell over voltage 18: ISO communicate lose
		7: cell low voltage 19: LMU SN repeat
		8: charge over current 20: LMU ID repeat
		9: discharge over current 21: LMU ID discontinuity
		10: Insulation fail 22: current sensor fail
		11: LMU communicate fail 23: EMS communicate lose

Hinweis15: Bmu-X reset log

Bit NO	Name	Beschreibung
Bit0	Error code	Power on reset
Bit1		Under voltage reset
Bit2		Main reset pin reset
Bit3		Soft reset
Bit4		Configuration mismatch reset
Bit5		Watchdog timer reset
Bit6~7	type	1: reset

Vielen Dank für das Lesen des Alpha ESS Handbuchs Modbus – Storion SMILE + T30. Falls Sie Probleme haben, senden Sie uns einfach eine E-Mail an service@alpha-ess.de.